



**Notice of a public meeting of
Climate Change Policy and Scrutiny Committee**

- To:** Councillors Vassie (Chair), Baker (Vice-Chair), S Barnes, Fisher, Wann, Perrett and Melly
- Date:** Tuesday, 8 March 2022
- Time:** 5.30 pm
- Venue:** The George Hudson Board Room - 1st Floor West Offices (F045)

AGENDA

1. Declarations of Interest

At this point, Members are asked to declare:

- any personal interests not included on the Register of Interests
- any prejudicial interests or
- any disclosable pecuniary interests

which they may have in respect of business on this agenda.

2. Minutes

(Pages 3 - 6)

To approve and sign the Minutes of the meeting held on 12 January 2022.

3. Public Participation

At this point in the meeting members of the public who have registered to speak can do so. Members of the public may speak on agenda items or on matters within the remit of the committee.

Please note that our registration deadlines have changed to 2 working days before the meeting, in order to facilitate the management of public participation at remote meetings. The deadline for registering at this meeting is 5:00pm on Friday 4 March 2022.

To register to speak please visit www.york.gov.uk/AttendCouncilMeetings to fill in an online registration form. If you have any questions about the registration form or the meeting, please contact Democratic Services. Contact details can be found at the foot of this agenda.

Webcasting of Public Meetings

Please note that, subject to available resources, this meeting will be webcast, including any registered public speakers who have given their permission. The meeting can be viewed live and on demand at www.york.gov.uk/webcasts.

During coronavirus, we've made some changes to how we're running council meetings. See our coronavirus updates (www.york.gov.uk/COVIDDemocracy) for more information on meetings and decisions.

- 4. Economic Strategy** (Pages 7 - 64)
This report provides an update on the development of a new, inclusive Economic Strategy for York.
- 5. Climate Change Strategy** (Pages 65 - 104)
This paper provides an update on the Climate Change Strategy, Engagement Plan and Carbon Reduction Activity.
- 6. Urgent Business**
Any other business which the Chair considers urgent under the Local Government Act 1972.
- 7. Work Plan 2021/22** (Pages 105 - 106)
To consider the Draft Work Plan for 2021/22.

Democracy Officer:

Name: Robert Flintoft

Telephone: (01904) 555704

E-mail: robert.flintoft@york.gov.uk

For more information about any of the following please contact the Democracy Officer responsible for servicing this meeting:

- Registering to speak
- Business of the meeting
- Any special arrangements
- Copies of reports and
- For receiving reports in other formats

Contact details are set out above.

This information can be provided in your own language.

我們也用您們的語言提供這個信息 (Cantonese)

এই তথ্য আপনার নিজের ভাষায় দেয়া যেতে পারে। (Bengali)

Ta informacja może być dostarczona w twoim własnym języku. (Polish)

Bu bilgiyi kendi dilinizde almanız mümkündür. (Turkish)

یہ معلومات آپ کی اپنی زبان (بولی) میں بھی مہیا کی جاسکتی ہیں۔ (Urdu)

 (01904) 551550

This page is intentionally left blank

Coronavirus protocols for attending Committee Meetings at West Offices

If you are attending a meeting in West Offices, you must observe the following protocols.

Good ventilation is a key control point, therefore all windows have been opened to allow adequate ventilation, they must be left as set prior to the start of the meeting.

If you're displaying possible coronavirus symptoms (or anyone in your household is displaying symptoms), you should follow government guidance. You are advised not to attend your meeting at West Offices.

Testing

The Council encourages regular testing of all Officers and Members and also any members of the public in attendance at a Committee Meeting. Any members of the public attending a meeting are advised to take a test within 24 hours of attending a meeting, the result of the test should be negative, in order to attend.

Test kits can be obtained by clicking on either link: [Find where to get rapid lateral flow tests - NHS \(test-and-trace.nhs.uk\)](https://www.nhs.uk/conditions/coronavirus/coronavirus-test-kits/), or, [Order coronavirus \(COVID-19\) rapid lateral flow tests - GOV.UK \(www.gov.uk\)](https://www.gov.uk/order-coronavirus-rapid-lateral-flow-tests).

Alternatively, if you call 119 between the hours of 7am and 11pm, you can order a testing kit over the telephone.

Guidelines for attending Meetings at West Offices

- Please do not arrive more than 10 minutes before the meeting is due to start.
- You may wish to wear a face covering to help protect those also attending.
- You are encouraged to wear a face covering when entering West Offices.
- Visitors to enter West Offices by the customer entrance and Officers/Councillors to enter using the staff entrance only.
- Ensure your ID / visitors pass and lanyard is clearly visible at all time and worn around the neck.
- Regular handwashing for 20 seconds is recommended.
- Please use the touchless hand sanitiser units on entry and exit to the building and hand sanitiser within the Meeting room.
- Bring your own drink if required.
- Only use the designated toilets next to the Meeting room.

Developing symptoms whilst in West Offices

If you develop coronavirus symptoms during a Meeting, you should:

- Make your way home immediately
- Avoid the use of public transport where possible
- Follow government guidance in relation to self-isolation.

You should also:

- Advise the Meeting organiser so they can arrange to assess and carry out additional cleaning
- Do not remain in the building any longer than necessary
- Do not visit any other areas of the building before you leave

If you receive a positive test result, or if you develop any symptoms before the meeting is due to take place, **you should not attend the meeting.**

This page is intentionally left blank

City of York Council

Committee Minutes

Meeting	Climate Change Policy and Scrutiny Committee
Date	12 January 2022
Present	Councillors Vassie (Chair), Baker (Vice-Chair), S Barnes, Fisher, Wann, Perrett and Melly
Apologies	

26. Declarations of Interest

Members were asked to declare at this point in the meeting any personal interests not included on the Register of Interests, or any prejudicial or discloseable pecuniary interests, which they might have in respect of business on the agenda. None were declared.

27. Minutes

Resolved: That the minutes of the meeting held on 12 October 2021 be approved and signed by the Chair as an accurate record, with the following amendment. That minute 23. 'The Director for Transport, Environment and Planning and the Sustainable Transport Manager also gave an update on the Local Transport Plan.' Be replaced with 'Chairs Remarks: At this point in the meeting an additional agenda item was introduced. The committee considered an update on the council's draft Bus Service Implement Plan (BSIP) from the Director of Transport, Environment and Planning and the Sustainable Transport Manager, who were in attendance to provide a verbal update and answer questions.'

28. Public Participation

Debby Cobbart noted that she felt that insufficient information was being provided to the Committee in reports. She asked that the Committee consider further how to retrain and redeploy people in York away from 'dirty jobs'. She recommended the Committee read *Climate Jobs: Building a workforce for the climate emergency*. She enquired about student participation on the Committee and made note of several upcoming events.

Christopher Copland raised concerns that the proposed St George's Field car park in relation to its impact on climate change in the city. He asked that the Committee recommend to the Executive that any decision taken on

the car park wait until the Councils climate change strategy was released to ensure that the car park would not go against the strategy.

29. York Hospital Emissions Reductions

The Committee were joined by Jane Money Head of Sustainability for York Teaching Hospital Facilities Management, who provided the committee with a wide ranging presentation on Sustainability and Net Zero at York and Scarborough Teaching Hospital NHS Foundation Trust.

Members discussed the Hospital Trusts priorities and plans for net zero and raised a number of questions about the trusts polices, on areas including waste removal, laundry, and York Hospital buildings energy efficiency. It was noted that the Trust had built into its procurement its net zero targets and therefore it was confirmed new hospital contracts should take into account how different functions undertaken by the Trust can be more energy efficient.

The work of the Climate Commission was raised and the role of a city energy plan was discussed. It was noted that the Trust had been a part of a study by Leeds City Region on a district heating plan, however, a strong business case was never developed for the plan to go ahead. It was confirmed that the Trust would welcome involvement in future schemes and it was noted that joint funding opportunities would be welcomed by the Trust due to financial constraints and the requirements for ensuring day to day practice is maintained.

Resolved:

- i. That the Committee noted that update provided by Jane Money Head of Sustainability for York Teaching Hospital Facilities Management.

Reason: To ensure the Committee remains updated on the work of key stakeholders in reducing carbon emissions.

30. Climate Change Strategy

The Committee received a presentation on Strategic Alignment and the developing Climate Change Strategy, and it was confirmed that the presentation would be published as an agenda supplement.

The Committee discussed the role of these strategies to meet the growing interest in electric vehicles (EVs). It was noted that uptake of EVs across the city, at the scale required for net zero, would likely require a switch away from everyone using a private vehicle, however, the EV charging strategy is modelled against the expected rise in electric vehicles to deliver sufficient charging points.

The Committee also raised the role of the Local Plan in facilitating the Council's objectives to achieve Net Zero. It was confirmed that if the Local Plan was agreed and implemented it would allow the Council additional control on new planning applications. It was also confirmed however, that the Local Plan not being in place would not be a barrier to the Council making interventions to cut carbon emissions.

Resolved:

- i. The Committee noted the update on the Climate Change Strategy.

Reason: To ensure the Committee remain updated on the Climate Change Strategy.

31. Economic Strategy

It was confirmed that the reports for this item should have been published with the agenda and it was confirmed that they would be published as an agenda supplement. The Committee received a presentation on the Economic Strategy.

Resolved:

- i. That the Economic Strategy be brought back to a future meeting of the Committee.

Reason: To allow the Committee to consider the reports for the item.

32. Work Plan 2021/22

The Committee discussed their work plan for 2021/22 and agreed to request that the 8 March 2022 be altered from a forum meeting to a full committee meeting. The Committee agreed to amend the work plan with the 8 March meeting considering the Economic Strategy and the Climate Change Strategy. They also agreed to amend the 12 April 2022 committee

to now consider the following items: Transport model and how to use it to explore carbon reduction issues Part 2, LTP4 update, Climate Commission update Programme of activities.

Resolved:

- i. That the Committee enquire about the availability of changing the 8 March 2022 Forum Meeting to a Full Committee Meeting;
- ii. That the 8 March 2022 work plan items be amended to the Economic Strategy and the Climate Change Strategy;
- iii. That the 12 April 2022 work plan items be amended to Transport model and how to use it to explore carbon reduction issues Part 2, LTP4 update, Climate Commission update Programme of activities.

Reason: To ensure the Committee has a work plan of items for 2021/22.

Cllr Vassie, Chair

[The meeting started at 5.33 pm and finished at 8.20 pm].



**Climate Change Policy and Scrutiny
Committee**

8 March 2022

York Economic Strategy – Emerging Themes from Engagement

Summary

1. This report provides an update on the development of a new, inclusive Economic Strategy for York. Widespread engagement with York's residents, workers and businesses took place over the summer through the Council's Our Big Conversation, with a coherent approach to engagement undertaken to address the overlapping themes of York's economy, carbon reduction and transport.
2. 1,934 residents participated in the residents' survey and 93 businesses participated in business survey – with 53 firms fully completing the survey. Further engagement with businesses is planned to ensure that York's new Economic Strategy reflects their needs and aspirations. A survey was also undertaken through Citizens Advice York to better understand their clients' experience of Covid-19 and employment in York.
3. Work has also taken place to update the Economic Evidence Base that will underpin the Council's new Economic Strategy. Economic data shows that York's economy has been performing strongly, with the Council's strategic focus on growing high-paid jobs bearing fruit. However, the hardship and lessons from the past 18 months must not be forgotten and an emphasis on inclusive growth in our new Economic Strategy is paramount. Focus will be placed on improving employment conditions and wage levels in York's high-volume sectors (retail, hospitality and health and social care) whilst also growing the amount of part-time work available in high-paid sectors and encouraging continuous learning to improve individual mobility. Emphasis will also be placed on supporting a green economic recovery, addressing the Council's low-carbon commitments and the city's nationally significant bio-economy and agri-tech innovation assets.

4. Engagement findings from Our Big Conversation and the Economic Evidence Base has helped inform the development of four headline commitments which set out how the Council will work with businesses, residents and partners to ensure that economic growth in York is both inclusive and sustainable. These are:
 - An economy powered by ‘good’ business;
 - Creating the right conditions for sustainable growth;
 - A thriving local workforce; and,
 - A globally-connected city.
5. These four commitments will form the basis of the Council’s new, inclusive Economic Strategy. Engagement will take place with businesses, key business support agencies and city partners to ensure that our emerging priorities meet the needs of York’s economy and secure agreement for the activities that will underpin each commitment. Work is currently underway to ensure strong alignment between the Council’s emerging Economic and Climate Change Strategies, with the intention for these to be brought to Full Council for approval in June 2022.

Report

6. City of York Council’s current Economic Strategy was launched in 2016 and covers the period 2016-20. The Executive has committed to renewing and adapting the strategy, with a new focus on inclusive growth, and to launch a new York Economic Partnership, which will include a diverse range of voices and perspectives.

Engagement Activity and Findings

7. July 2021 saw widespread engagement with York’s residents, workers and businesses placing these groups at the heart of plans to build an inclusive and greener economy. Through the Council’s Our Big Conversation, a coherent approach to engagement was undertaken to address the overlapping themes of York’s economy, carbon reduction and transport.
8. In total, 1,934 residents participated in the residents’ survey and 93 businesses participated in business survey – with 53 firms fully completing the survey. Given the limited number of responses to the

business survey, it must be recognised that survey results here cannot be taken to be wholly representative of York's business community. Further engagement with businesses is planned to ensure that York's new Economic Strategy reflects their needs and aspirations.

9. An overview of headline findings from the Council's Our Big Conversation engagement exercise with residents and businesses can be found at Annex 1. Key findings include the following:
 - The vast majority of residents and businesses support York's ambition to become a net-zero carbon city by 2030;
 - More than two-thirds of workers are expecting to work from home more in future when compared with before the pandemic;
 - 73% of residents reported that their broadband speeds meets their needs;
 - 2 in 3 workers are interested in learning new skills, with advanced/specialist IT skills and management/leadership skills being most in demand;
 - 1 in 5 residents in employment feel worse off financially than they were 12 months ago, with half of those falling within the 25 to 39 age category;
 - 40% of residents working part-time do so to have a better work/life balance;
 - Businesses cite the availability and/or cost of land/premises as the biggest challenge for operating in York;
 - 2 in 5 businesses are rethinking their workspace requirements, with the majority looking to either revise their current layout or relocate to larger premises.
10. In addition to the Council's Our Big Conversation engagement activity, a survey was undertaken through Citizens Advice York to better understand their clients' experience of Covid-19 and employment in York. 222 clients were interviewed between July and August 2021. A summary of headline findings can be found under Annex 2. In short, the survey found that clients already in employment and those without a disability/health problem were most confident about their employment prospects. Those with long-term health conditions faced difficulty in finding employment, and clients were more likely to report that the

pandemic had resulted in a negative impact on their health, particularly their mental health, than on their employment situation.

Phase 2 Engagement

11. Work is underway with Communications to undertake a second phase of engagement with residents and businesses. Again undertaken through the medium of Our Big Conversation, engagement activity will demonstrate how existing feedback has shaped the Council's thinking and approach to strategy development, whilst also addressing gaps in our insight and/or sense checking findings.

Revised Economic Evidence Base

12. In addition to the aforementioned engagement activity, work has also taken place to update the Economic Evidence Base that will underpin the Council's new Economic Strategy (see Annex 3). The previous iteration of our Economic Evidence Base was presented to the Executive Member at his January 2021 Decision Session.
13. Our economic evidence base explores York's levels of productivity and wage levels, employment mix (sectors, skills, and types of roles), numbers of business start-ups, skill levels, housing affordability, the economic impacts of Covid-19, and forecasts for growth and employment (including 'green' jobs).
14. Economic data shows that York's economy has been performing strongly with higher levels of productivity than the rest of the region, and growth in GVA per hour worked over the last five years. It also shows that our prevailing economic strategy since the 2007 financial crash – to focus on growing high-paid jobs, has borne fruit:
 - We have a strong knowledge economy which has grown, with more than 17,000 high skilled jobs created in York since 2005;
 - Pay in York is close to the national median (across full-time and part-time roles), and higher than much of Yorkshire and the Humber;
 - We also have a highly skilled resident base.
15. With significant new developments coming forward in the city such as York Central and the Guildhall redevelopment, we can expect further growth in well-paid jobs. We have also seen strong growth in hospitality, retail and social care employment. These lower-paid sectors provide

much of York's part-time work, contributing to household incomes, but also providing some challenges.

16. Data on York property price to earnings ratio shows that York's housing affordability is at England's average level, but compares poorly with much of the North. In terms of property rents, rental prices in York are equivalent to those in the East and South East of England, outstripping the national average when looking at homes with two bedrooms or more.
17. The economic impact of Covid-19 has been disproportionately felt by industries relying on visitors and consumers. Whilst York's economy has fared better than many other cities, national lockdowns over the past 18 months have disrupted trade in retail, hospitality and leisure sectors. Forecast modelling undertaken by Oxford Economics predict that the 8.5% year-on-year (y-o-y) contraction to York's GVA in 2020 will be replaced by a 9.8% y-o-y expansion in 2021. Further to this, York's GVA is predicted to be close to the UK average for the next 7 years, outstripping the growth predicted across York & North Yorkshire and Leeds City Region. The same is true for employment forecasts, with York predicted to be one of the few places to see employment increase during 2021, and either be above or close to average UK employment levels to 2028.¹
18. As of October 2021, the Coronavirus Job Retention Scheme (CJRS) and the Self-Employment Income Support Scheme (SEISS) have come to a close. Since the launch of the government support schemes in March 2020, we have seen the total number of people furloughed on the CJRS in York reach 16,000 in July 2020 and during January and February of 2021. This number had fallen to 3,100 people at the end of August 2021, with it also being the first time more men were on furlough than women, with women outnumbering men on furlough for the previous 12 months.² A further 2,500 people were claiming self-employed income support in September 2021.³
19. This downward trend in the number of people relying on Government support has been accompanied by a significant drop in unemployment. Claimant count data has shown unemployment in York to be decreasing consecutively since February 2021, with the figure standing at 3,645 in August 2021. Whilst on a historical scale this is a high figure, York is

¹ Forecasts by Oxford Economics undertaken in July 2021

² Note that the August 2021 figure for the CJRS is provisional

³ Note that the September 2021 figure for SEISS is provisional

ranked as the city in the UK with the lowest levels of unemployment according to the Centre for Cities Unemployment Tracker.⁴

20. The hardship and lessons from the past 18 months must not, however, be forgotten and an emphasis on inclusive growth in our new Economic Strategy is paramount. York is undoubtedly a working city, with stronger self-employment, lower unemployment, and lower economic inactivity levels for those who don't want a job compared to UK levels. But, whilst part-time employment has increased overall, these jobs are concentrated in typically low-paid sectors, and we estimate that York has lost 13,000 jobs in medium-skilled well-paid jobs since 1998. Focus therefore needs to be placed on growing the amount of part-time work available in high-paid sectors and encouraging continuous learning to improve individual mobility.
21. Self-employment, making up 10.6% of York's working age population in March 2021, is greater than Leeds and Sheffield City Regions by roughly 2.5% and UK levels by 1%. History tells us that self-employment tends to grow after economic recessions, and supporting residents in setting up and growing their own business will be an important component of our new economic strategy. Rawcliffe and Clifton without, Guildhall and Micklegate have seen the most start-ups by ward in 2021 as of July.
22. Attracting 'green' jobs and growing the low carbon and renewable energy economy (LCREE) will also be a key focus of our new economic strategy. Not only will it help us achieve York's net-zero ambitions but also help forge an economy ready for the future. Research from the Local Government Association forecasts Yorkshire and the Humber as being the second highest region, after the North West, to receive direct jobs in the LCREE, with a potential for 99,000 direct jobs by 2030 and 168,000 direct jobs by 2050.⁵

Towards a new Economic Strategy for York

23. Our new Economic Strategy will adopt a twin track approach – to continue the long established focus on developing higher paid jobs in key sectors across the economy, while developing a clearer approach to inclusive growth across our economy. These two priorities will be underpinned by two cross cutting themes: the notion of 21st century jobs, built flexibly around the needs of employees, and supported by

⁴ Centre for Cities Unemployment Tracker – last updated on 01/09/2021 – <https://www.centreforcities.org/data/uk-unemployment-tracker/>

⁵ Local Government Association (2020) – Local green jobs - accelerating a sustainable economic recovery – <https://www.local.gov.uk/local-green-jobs-accelerating-sustainable-economic-recovery>

continuous learning to improve individual mobility, and a focus on a green economic recovery, addressing the Council's low-carbon commitments and the city's nationally-significant bio-economy and agri-tech innovation assets.

24. In developing the above approach, four headline commitments have been identified setting out how the Council will work with businesses, residents and partners to ensure that economic growth in York is both inclusive and sustainable. These are as follows:

- **An economy powered by 'good' business** – embedding responsible business practises in line with York's Good Business Charter City accreditation; supporting businesses to decarbonise and contribute to our net zero aspirations; and creating more work experience, internship and apprenticeship opportunities locally;
- **Creating the right conditions for sustainable growth** – providing high quality support to entrepreneurs and businesses to enable resilience and growth; improving access to affordable, good quality workspace and the local workforce; and FE and HE skills provision shaped by the needs of business;
- **A thriving local workforce** – access to training and upskilling support for all our residents and workers, including the skills for a green economy; broadening part time job opportunities across York's economy, thus improving career prospects; and providing more apprenticeships at higher levels and in STEM; and,
- **A globally-connected city** – utilising York's digital connectivity to support residents to thrive in the economy; supporting businesses to expand into new global markets; maximising existing linkages between York and cities/countries across the rest of the world; promoting the city's academic R&D strengths to attract private sector investment, support job creation and act as a focal point for inward investment across the region by capitalising on the York's existing assets and internationally-recognised brand.

25. Annex 4 sets out in greater detail the priorities that fall underneath each headline commitment. The commitments incorporate the work of the city's Skills and Employment Board in developing a 10-Year Skill Strategy for York, the later endorsed by the Executive Member at his September 2021 Decision Session. They also support the Council's low carbon commitments, and emerging Climate Change Strategy.

26. In addition to work taking place on Phase 2 engagement, the Council will engage with key business support agencies and city partners in York – Make it York, York Business Improvement District, Indie York, York and North Yorkshire Chamber of Commerce, the Federation of Small Businesses, the Institute of Directors, University of York, York St John University and York and North Yorkshire LEP amongst others, and local businesses to ensure that our emerging priorities meet the needs of York's economy and secure agreement for the activities that will underpin each commitment.
27. Work is currently underway to ensure strong alignment between the Council's emerging Economic and Climate Change Strategies and emerging Local Transport Plan. Our forthcoming Economic Strategy will seek to support businesses to decarbonise and develop York's green economy through targeted support and specific skills interventions. Work is underway to develop a co-ordinated approach to carbon reduction across York's business community, for example by utilising the Council's own capital projects such as the Housing Delivery Programme to accelerate the development of a local, green construction supply chain, supporting our economic and net-zero ambitions. The Council's Economic and Climate Change Strategies will be brought to Full Council for approval in June 2022.

Consultation

28. Engagement with businesses, residents and partners on the development of the Council's new Economic Strategy has taken place through existing communications mechanisms such as the Council's Our Big Conversation. A coherent engagement approach has been taken to the overlapping themes of York's economy, carbon reduction and the city's local transport plan, with insight supplemented by information from other Council engagement activity such as My City Centre, Skills Strategy, and Micro Grants Evaluation.
29. Our approach to engagement on Economic Strategy aligns with the Council-wide Resident Engagement Strategy, and places York's residents and businesses at the heart of plans to build an inclusive and greener economy.

Council Plan

30. Our work addresses the following outcomes from the Council Plan:
 - Good health and wellbeing;

- Well-paid and an inclusive economy;
- A better start for children and young people;
- A greener and cleaner city;
- Safe communities and culture for all; and,
- An open and effective council.

Implications

- **Financial** – no new financial commitments.
- **Human Resources (HR)** – no implications;
- **One Planet Council / Equalities** – our work positively supports the Council's equalities objectives;
- **Legal** – no implications;
- **Crime and Disorder** – no implications;
- **Information Technology (IT)** – no implications;
- **Property** – no direct implications.

Risk Management

There are no specific risks identified in respect of the recommendations.

Contact Details

Author:

Simon Brereton
Head of Economy

simon.brereton@york.gov.uk

Chief Officer Responsible for the report:

Tracey Carter
Director for Housing, Economy and
Regeneration

Report Date: 17 December 2021
Approved

Wards Affected: List wards or tick box to indicate all

All

For further information please contact the author of the report

Annexes

Annex 1: Our Big Conversation – Key Findings Summary Report

Annex 2: Citizens Advice York Client Survey – Summary Report

Annex 3: York Economic Evidence Base (Draft)

Annex 4: Towards a new Economic Strategy – Headline Commitments

List of Abbreviations Used in this Report:

IT – Information Technology

LEP – Local Enterprise Partnership

R&D – Research and Development

Our Big Conversation: Key Findings Report

Executive Summary

During July 2021, City of York Council engaged with residents and businesses of York as part of its “Big Conversation” to help inform the Council’s approach to climate change, transport and the economy. The key results from these surveys are discussed in this report. There is an awareness that low response rates, particularly from the business survey, with only 53 firms fully completing the survey, precludes any findings to be ultimate and that secondary engagement work will be needed.

Survey results showed that the vast majority residents and businesses support York’s ambition to become a net zero carbon city by 2030, with residents outlining that an affordable and efficient transport system should be central to achieving these ambitions. For businesses, what appears to be a main challenge is how they adapt to meet this target, with many businesses seeking assistance in reducing their carbon emissions and becoming net zero businesses.

Driving and walking are the most used forms of transport in York, but more than half of our residents reported that they will be using their car the same amount or more in 5 years’ time. There is strong appetite among residents to switch to electric vehicle however, suggesting York needs to prepare its electric-charging infrastructure to enable this transition.

York’s economy changed overnight when the COVID-19 pandemic hit the UK, and some of those changes appear to be lasting, with many businesses and more than two thirds of workers expecting to work from home more in the future compared with before the pandemic. Several businesses are also redesigning their workspace, whether it be upgrading or expanding, but the availability and/or cost of land/premises in York is being reported by businesses as the biggest weakness to operating in the area, suggesting that this places a limitation on businesses growth and expansion.

York remains a city with high employment levels and 2 in 3 workers are interested in learning new skills. Of those interested in further skills training, advanced/specialist IT skills and management/leadership skills are of most interest which largely aligns with the skills desired by our businesses.

Despite the city’s economic resilience, 1 in 5 York residents in employment feel that they are worse off financially than they were 12 months ago with just over half of these respondents being in the 25-39 age category. Underlying issues such as having a large number of people in low-paid part-time employment may explain this. Comparisons with previous engagement work and with regional economic data, along with additional engagement activity will enable these results to be of great value in shaping City of York Council’s new Economic Strategy.

Key Findings Report

Introduction

This report provides an overview of the headline findings from the City of York Council's Our Big Conversation engagement exercise with residents and businesses. Two surveys were issued, one to residents and one to businesses, during July 2021 focusing on the topics of Climate Change, Transport and the Economy.

Respondents

From the resident survey, 1934 people participated, over half of which were of working age (64% of respondents). Of those working, the highest proportion who responded were working full time (39%), followed by part-time workers (14%), and the self-employed (6%). The retired (36%), the unemployed (3%) and students (2%) also contributed to the survey. Of those in employment, respondents largely fell into the 25-59 age bracket (76% of responses), and there was a close split across genders. 66% of respondents in employment work in the York local authority area, mainly across education, local government, financial services and health sectors.

With regards to the business survey, there was a limited number of responses, with 93 participating and only 53 firms fully completing the survey. Given there are over 7,000 businesses in York it must be recognised that survey results here cannot be taken to be wholly representative of York's business community. To help validate the insights gained from this survey, this report has referred to results gathered from other engagement work such as the Council's 'My City Centre' survey and 'York Micro Grant Evaluation Report', making sure to clearly label these different findings throughout the report. From those businesses who did respond, the majority were either micro or one-person businesses with 80% of respondents having fewer than 10 employees. Respondents encompassed a wide range of sectors, although Wholesale and Retail was the largest sector represented with 19% of respondents based in that industry.

Climate Change

York residents overwhelmingly support York's ambition to become a zero carbon city by 2030, with 80% agreeing with the target. There is also clear sentiment that the onus is on government, both national and local, and large private businesses to deliver this target, with 4 out of 5 residents agreeing that it's very important for these institutions to take responsibility for the task. Yet, many do wonder if the net zero target is achievable, or at least felt it should not be achieved at any cost, particularly at the expense of more vulnerable people or other city priorities.

With regards to how City of York Council should approach the net zero challenge, 74% of York residents felt that developing an efficient and affordable transport system should form the most important part of any strategy. This coincides with residents most frequently mentioning that individuals could take action by using alternative means of transport other than driving, particularly walking or cycling wherever possible.

It appears there is strong appetite to take individual action on climate change with 84% of York residents having already reduced the amount of waste they produce, 69% having made changes to their purchasing habits and 65% having made changes to their personal travel. Cost is the main reason why some residents have not yet taken action in some areas to reduce their carbon footprint.

There is strong alignment among businesses in York for the Council's climate change ambitions with 78% of firms agreeing with the ambition for York to become net zero by 2030. Yet, businesses need

assistance around how they can play their part, with 3 in 5 businesses not having a carbon reduction strategy or official target for carbon emission reduction. More than a quarter of firms would like support in achieving net zero emissions, with calls for support in calculating carbon footprint, producing green travel plans, and writing climate action plans. Encouragingly though, 19% of firms responding to the survey are considering diversifying into goods and services that are part of the green economy over the next 12 months.

Transport

From our resident survey, driving and walking are reported as the most used forms of transport in York, with driving used most often to access services and walking the most used mode for accessing parks and open spaces. Cycling tends to be done either regularly or not at all, while bus and rail services tend to be used infrequently.

At present, more than half of residents consider congestion to be a very serious problem in York, while almost half consider local air pollution from traffic and the impact of transport on climate change to be very serious. This aligns with similar findings from the 'My City Centre' survey where less traffic/fewer cars was the most frequently mentioned way to make it easier to get around York City Centre.

With that in mind, it might be concerning that over the next 5 years 43% of residents expect to use their car the same amount as they are now and a further 16% expect to use their car more. Interestingly though, 43% of residents also plan to switch to an electric/hybrid vehicle. It is worthwhile noting then that residents are least likely to feel electric charging points meet their needs at present, and that just over half of residents considered more electric vehicle charging points to be the most effective measure in encouraging more sustainable driving behaviour.

Residents would generally prefer to walk wherever possible, unless visiting friends/relatives over a longer distance or shopping for heavy items, in which case they would rather travel by car. Indeed, needing to travel too far to walk or cycle is the main reason residents do not utilise active modes of transport more often.

Around 1 in 4 respondents also reported that no regular bus service, cost and a lack of suitable cycle routes as barriers to using sustainable transport. This corroborates the finding that more than two in three residents feel that more frequent and reliable bus services, a more extensive bus network and cheaper bus fares would be effective in encouraging greater use of public transport.

Regarding actions already taken, the expansion of the footstreets area and electrifying the bus network were most likely to have improved residents' experience of the city centre in the past year.

From our business survey, York's rail and road links are generally seen as strengths, but the cost and availability of parking is mostly seen as a weakness. 37% of businesses did also highlight local transport connections as a weakness. Micro businesses had previously informed us from our Micro Grant Evaluation Report in May 2021 that the car (79%) and walking (29%) were their most used modes of transport across York. Intriguingly though, 52% of businesses surveyed in that evaluation report do not rely on transport links into and out of York City Centre.

Work

Location & Premises:

As Covid-19 hit the UK, many residents began working from home (WFH) and in York 44% of workers have WFH since the start of the pandemic, while a further 32% have worked in a hybrid fashion. Nearly two thirds of workers are expecting to work from home more in the future.

From a business perspective, more than a quarter of firms who responded to the survey describe their premises as homeworking, and of those businesses where there is an option to work remotely, almost half expect a greater number of their employees to work remotely post-Covid.

At the same time, 2 in 5 businesses are rethinking their workspace requirements, with the majority looking to either revise their current layout or relocate to larger premises. Businesses reported that it was the overall attractiveness of York that was the biggest strength in terms of their success at their current location. But the availability and/or cost of land/premises in York was reported as the biggest weakness, suggesting that this places a limitation on businesses growth and expansion. The most likely to highlight this issue were businesses based in the Professional Services sector.

We know from our My City Centre survey that 7 in 10 residents would like to see empty spaces in the City Centre converted into retail start-ups, along with a preference to have more creative spaces. In particular, more than 9 in 10 residents wanted to see the use of ground floor space in Coney Street and Davygate operated by smaller independent retailers and 3 in 5 would also like to see makers/artists have a space in the area. This suggests, with the previous paragraph in mind, there is desire both from businesses and consumers to see existing businesses expand and new businesses set up across York.

Employment:

Survey results suggest that 93% of main adults and 77% of second adults in York households are working full-time, which corresponds with employment data showing York to have strong employment levels across both full-time and part-time work. Most workers in York tend to hold one job, but there is a sizeable minority of part-time workers with 2 or more part-time jobs.

The main reason given by York residents for working part-time is to improve their work/life balance (40%), while just over 1 in 3 are making time for caring responsibilities. Moving towards retirement or being semi-retired and disability/health were key “other” reasons for working part-time. 17% work part-time because full-time work was not available, while 15% of respondents indicated that they work part time to boost household income.

A sizeable portion of residents were interested in starting a business, with students (30%) and the unemployed (27%) the highest groups by proportion. Almost 1 in 5 workers were also interested in starting their own business and a further 13% are unsure. Lack of finance, time constraints and confidence were listed as the main barriers to starting a business, although a high proportion of students also identified a lack of knowledge as being a key barrier to entrepreneurship.

Regarding employment prospects, York residents are more likely to agree that they feel optimistic about the security of their own job or business (64%), than about the career prospects of their family (45%).

From the business survey, almost 1 in 5 businesses said that they have struggled to fill staff vacancies during the last 12-18 months. Of those that have employed new personnel over the past 18 months, 31% were recent university graduates or school leavers. With more than two-thirds of new recruits

not being graduates or school leavers, this highlights the enduring importance of job experience and lifelong learning to employers.

Apprenticeships:

From those firms that have employed new staff over the past 18 months, just 5% were apprentices. This trend looks set to continue with just 12% of businesses planning to take on apprentice in the future, the vast majority of which intend to do so within the next 6 months.

Skills

From our resident survey, over 80% of workers agree that they have enough opportunity to use their skills and knowledge in their current workplace. However, when asked about whether the skills needed in their current job will change in the future, opinion was divided. Only 6% gave a score of 9 or 10, (i.e. they expect the required skills to change a lot), while 18% only gave a score of 1 or 2 (i.e. they don't expect the required skills to change a lot). The average response was 5 out of 10, suggesting a degree of uncertainty about how the economy might look or operate in the future.

Over the past year, 3 in 5 workers say they have undertaken some form of work-related training, and 2 in 3 are still interested in learning new skills. Of those interested in further skills training, advanced/specialist IT skills and management/leadership skills are of most interest, followed by foreign languages. These were also the top three responses from student respondents. It's also worth noting that the most frequently occurring "other" response was an interest in learning skills for the green economy.

Just over 20% of the unemployed had also undertaken some form of work-related training in the past year. Yet for those that had not undertaken any training since leaving education, the unemployed had the highest representation (8%). In terms of what skills the unemployed ranked as most helpful in adapting to the future labour market, advanced/specialist IT skills (27%) was highest followed by administration and organisation skills (25%), business/financial planning (21%) and communication skills (21%).

From the business survey, the skills that businesses felt required improving within their workforce so they can meet their needs over the next 2 years were sales and marketing skills (41%), advanced/specialist IT skills (22%) and business/financial planning skills (19%). Over 2 in 5 firms intend to fill these skill gaps by upskilling/reskilling existing employees.

With regards to business support, 3 in 10 businesses felt that support around marketing (including social media) would benefit them, while around a quarter would benefit from access to finance and sales/accessing new customers. This corroborates our findings from the Micro Grant Evaluation Report where the exact same areas of business support were highlighted as the most useful to improving business competitiveness. From this same report, we also know that while there is strong awareness of City of York Council, Make it York and York's universities, engaging with the business support on offer from these bodies is significantly lower, suggesting there is need for greater promotion of business support across York.

Intriguingly, 21% of firms stated that no skills needed improving within their business, with most of these based in the Education and Wholesale and Retail sectors. In addition, only 7% of all businesses said they needed support to develop or review their training and development plan.

Financial Wellbeing

Among residents, financial confidence is relatively high with almost 2 in 3 residents saying they could handle a major unexpected expense. However, 1 in 5 feel they are worse off financially than they were 12 months ago with 52% of these respondents being in the 25-39 age category, and 44% of them in full-time employment.

Regarding personal consumption, 68% of workers reported that they are shopping online more compared to before the pandemic. This trend of increased online shopping ties in with findings from the 'My City Centre' survey where it was found that 18% of respondents now visit the city centre less than once a month compared to only 5% before the Covid-19 and that 40% of respondents intend to spend less time shopping in the city centre in the next 12 months.

However, businesses have adapted in the face of these changing spending habits. From our Micro Grant Evaluation Report, it was found that 57% of business respondents had diversified or adapted as a result of the pandemic, with 42.3% (269 businesses) digitising some or all of their products and services, highlighting the continued resilience of York businesses in the face of a challenging trading environment.

As a result of Covid-19, 2 in 3 businesses said their turnover over the last 12-18 months had decreased. All businesses in the Food Services and Arts, Entertainment and Recreation sectors that responded to this survey question said their turnover had decreased, along with the majority of businesses in the Professional Services, Education, Wholesale and Retail and Creative sectors. This downward turn in finances across York businesses is a message that also came through our Micro Grant Evaluation Report, where 26% of the grant recipients (294 businesses) were at risk of permanently ceasing trade over the past year, and 64% of businesses had seen their customer base shrink. Actions taken by the City of York Council, such as the Micro Grant Scheme, have supported businesses to handle this financial hardship, with many businesses using grant assistance to help stay afloat, and to diversify and invest in their businesses.

Broadband

For residents, there is positive feedback regarding broadband coverage, with 99% of workers able to access the internet at home and 73% reporting that their broadband speeds meets their needs.

There is mixed feedback from businesses regarding their broadband provision. From the business survey 52% of businesses said their current broadband service/speed completely or largely meets their needs, and a further 32% said it adequately or somewhat meets their needs. 9% of firms did report that their broadband service/speed doesn't meet their needs. Interestingly, findings from the York Micro Grant Evaluation Report saw 42% of businesses note that their internet connectivity had placed limits on their business. This suggests that further engagement is required in order to understand which businesses require better connectivity, and in which locations.

Citizens Advice York Client Survey – Summary Report

As part of the development of City of York Council's new, inclusive Economic Strategy, several engagement exercises with the residents and businesses of York have been conducted with the intention that the information gathered from these engagement pieces will inform and shape the development of the strategy. This report summarises the key findings from a survey conducted with Citizens Advice York's (CAY) clients.

Survey Background:

Between July and August 2021, interviews were conducted with clients of CAY on their experience of COVID-19 and employment in York.

In total, 287 interviews were conducted with 222 clients. Where clients were interviewed more than once, their most recent responses were included in this report.

Key Findings:

Given the survey's specificity and shortness, the findings from this engagement work can neatly be summarised in the following bullet points:

- Amongst clients of working age (16-64), more were confident about their employment situation than not. Those already in full-time employment (>30 hours) and those without a disability/health problems were most confident about their employment situation, while those with a long-term health condition were least confident
- More than half of clients, 55%, reported having a disability or long-term health condition
- More than half of clients, 58%, are unemployed or experience barriers to work
- The majority of clients with a long-term health condition are also unemployed
- Amongst employed clients, of most relevance to their employment is their job-related experience, with some having worked for more than 15 years
- More clients reported that the pandemic had resulted in a negative impact on their health, particularly their mental health, than on their work situation.

Conclusion:

Despite this being a short engagement activity over a small time span, economic and social themes that are long-standing and prevalent on a regional and national scale can still be garnered. These include:

1. Those with long-term health conditions face difficulty in finding employment
2. Those in employment are generally more confident about the future than the unemployed
3. COVID-19 has had a negative impact on a large number of people's health, particularly their mental health.

It is therefore important to take consideration of these themes when developing a future economic strategy, especially how we support those furthest from the labour market back into employment.

This page is intentionally left blank

York Economic Strategy: Draft Economic Evidence Base

We will cover:

- Economic strategy – what is it & why now?
- Beyond productivity – a new basis for strategy
- How are we going to build our new strategy?



Why do we need a new Economic Strategy?

- Economic strategy – statement of city priorities, allowing all stakeholders to push together
- Current strategy runs 2016-2020
- Continued sense across the city that not all are benefitting
- Supporting York's recovery from Covid-19 and guiding future prosperity

Build Back Better: Government Priorities

- “Levelling up” agenda – addressing inequality and creating opportunities for all
- Lifetime skills guarantee – investing in post-16 and adult education
- UK as a science powerhouse – investing in R&D, developing and attracting top talent and scaling up innovation
- A green industrial revolution – achieving net zero by 2050 whilst creating and supporting up to 250,000 jobs

Local Industrial Strategies (LIS)?

- LEP review underway
- LISs now considered defunct and to be replaced by local growth plans (national Plan for Growth)
- Levelling Up means improving everyday life, boosting local growth and jobs
- Placed-based approaches are well aligned to this new direction of travel
- Good news for York and North Yorkshire!

Our Approach

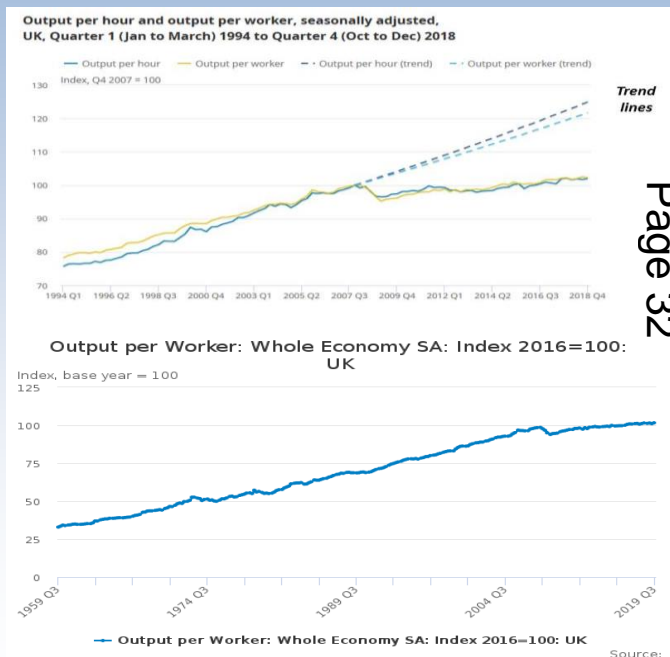
- A twin track approach:
 - Developing high paid jobs in key sectors
 - A clear approach to inclusive growth across York
- Cross cutting themes:
 - 21st century jobs
 - A green economic recovery
- Engagement activity that places businesses and residents at the heart of conversations

Covid-19 – Economic Impacts

- Full economic impact of Covid-19 still unknown
- Oxford Economics forecasts for York predict a 8.5% drop in GVA for 2020, with GVA exceeding pre-pandemic levels in 2021
- Full impact on jobs difficult to tell due to Government support (furlough, business grants, loans etc.)

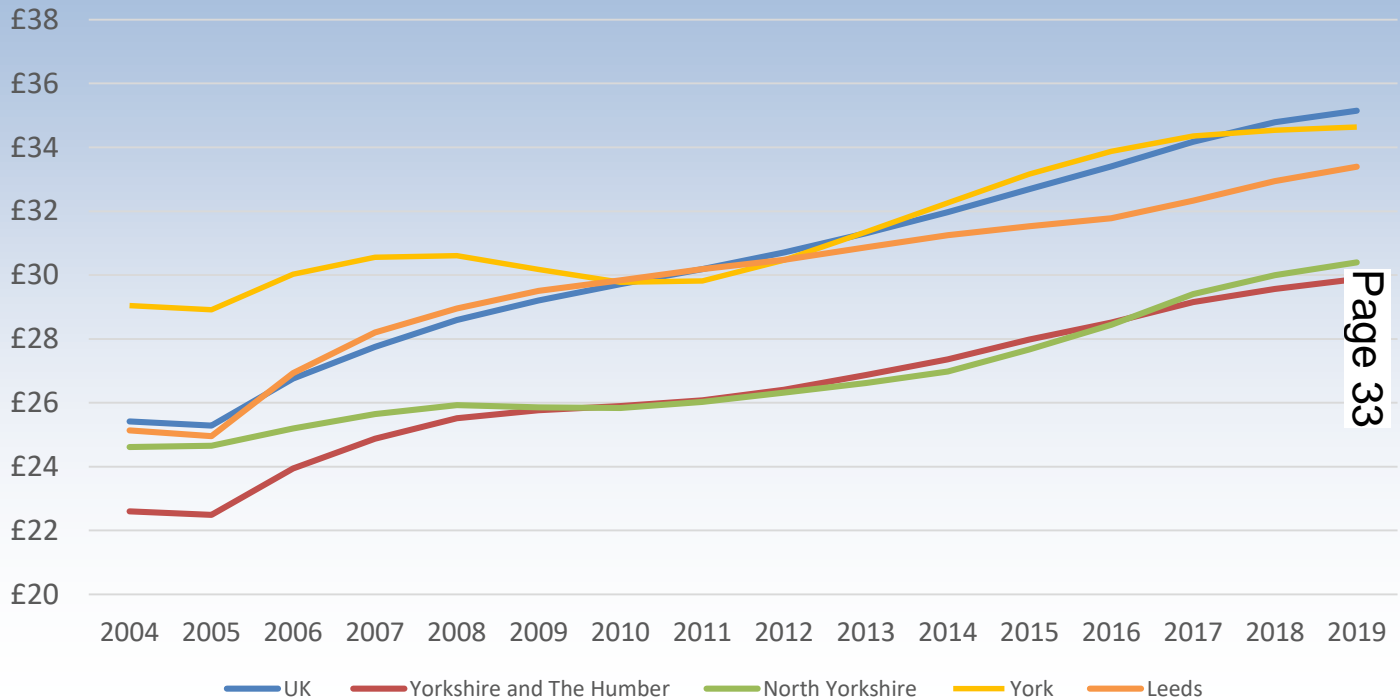
The productivity challenge(s)

- UK productivity stalled in 2008
- Productivity growth underpins wage growth
- For low-wage cities, growing jobs, skills and productivity is vital – “more jobs, better jobs”



York is a highly productive city

Productivity per hour worked

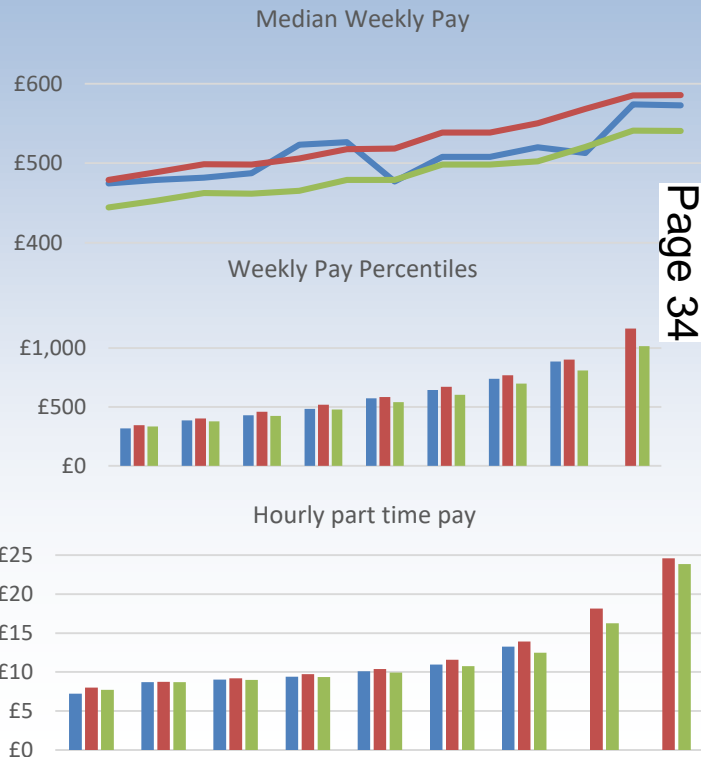


Page 33

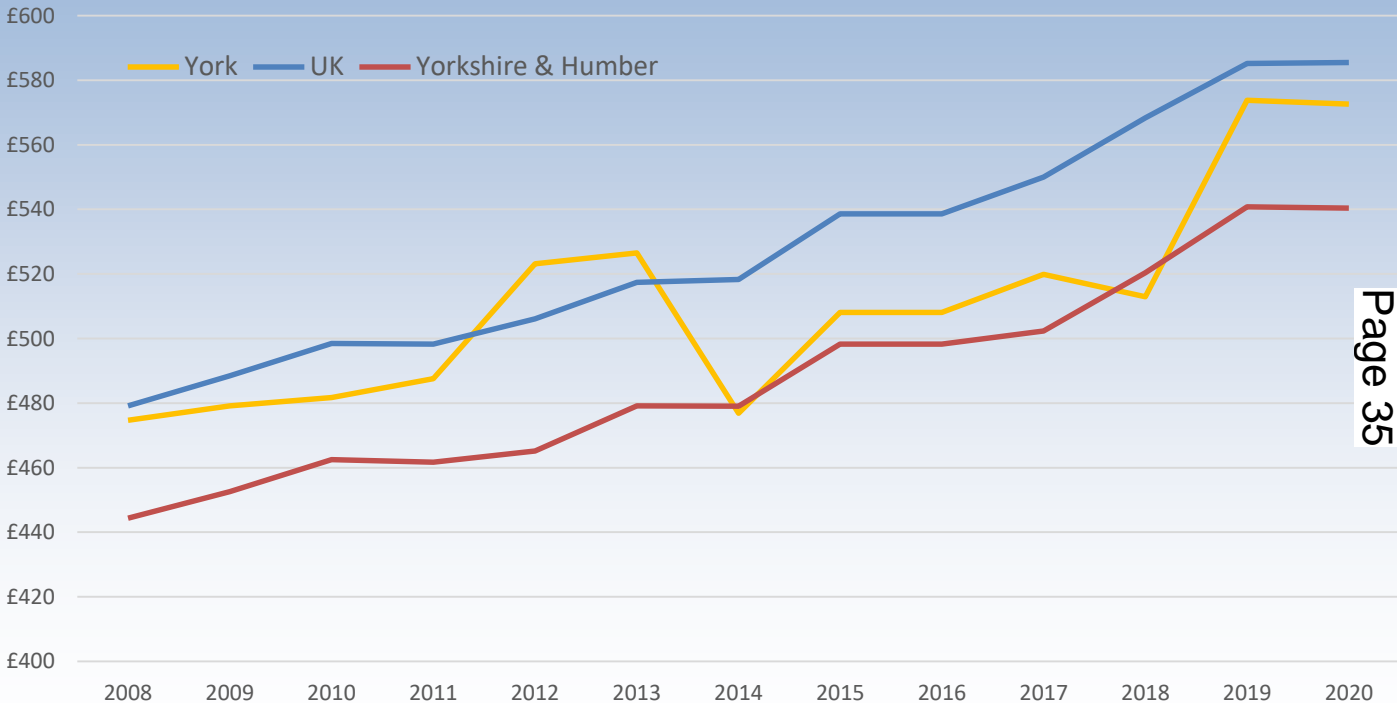
ONS: Subregional Productivity July 2021 Release – GVA (B) per hour worked (£); ITL2 and ITL3 sub regions, 2004 – 2019
To be updated: TBC

York is not a low wage city

- Median full time pay close to national levels
- At nearly all percentiles, York is above our neighbours
- Also true for hourly rates of part time staff
- See following charts for more information

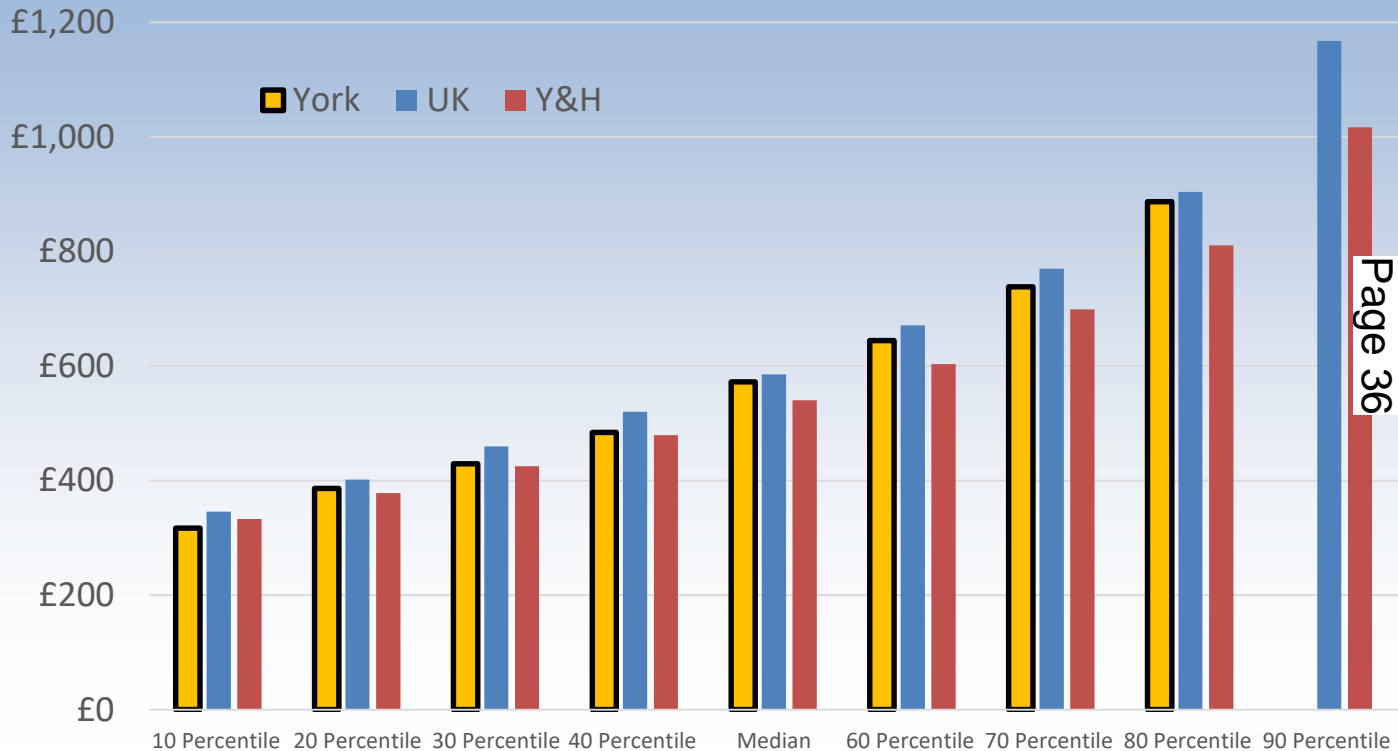


Full time weekly pay in York is close to the national median



ONS: Annual Survey of Hours and Earnings – 2020 Figures – Median Full Time Weekly Pay (Gross) – York Residents
To be updated: November 2021

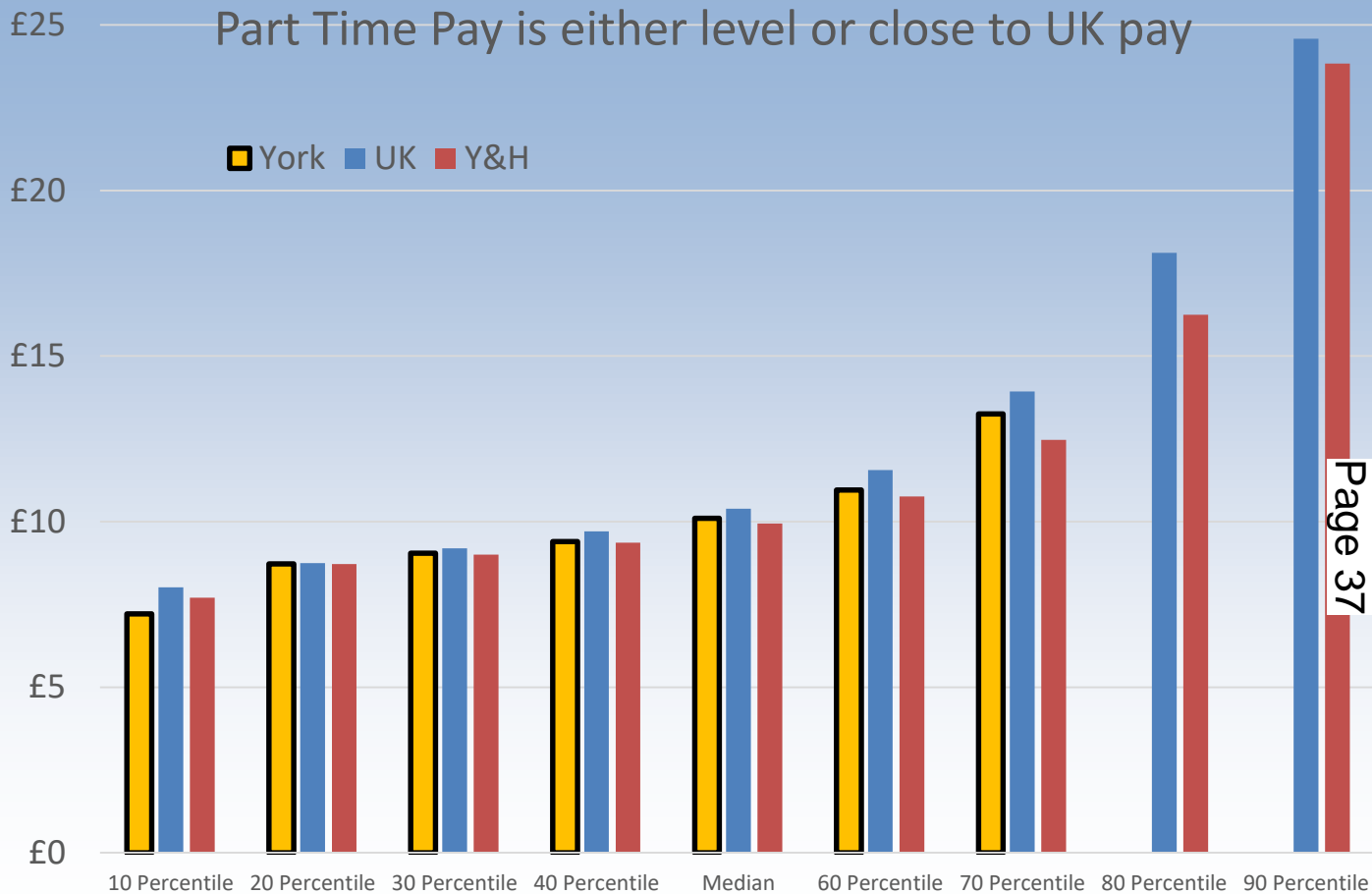
York's Full Time weekly pay is stronger than the Y&H region and close to UK levels



Page 36

Part Time Pay is either level or close to UK pay

■ York ■ UK ■ Y&H

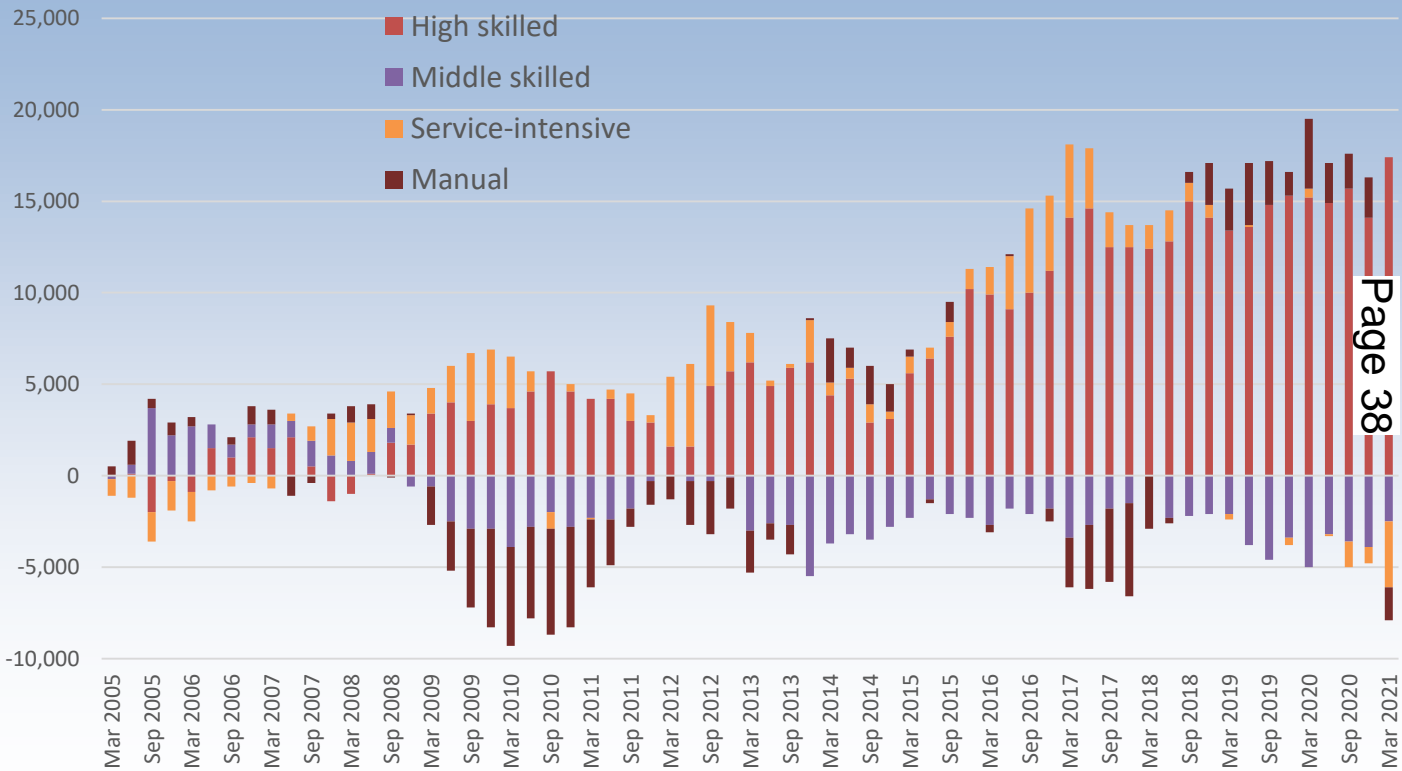


Page 37

ONS: Annual Survey of Hours and Earnings – 2020 Figures – Part-Time Weekly Pay (Gross) – York Residents

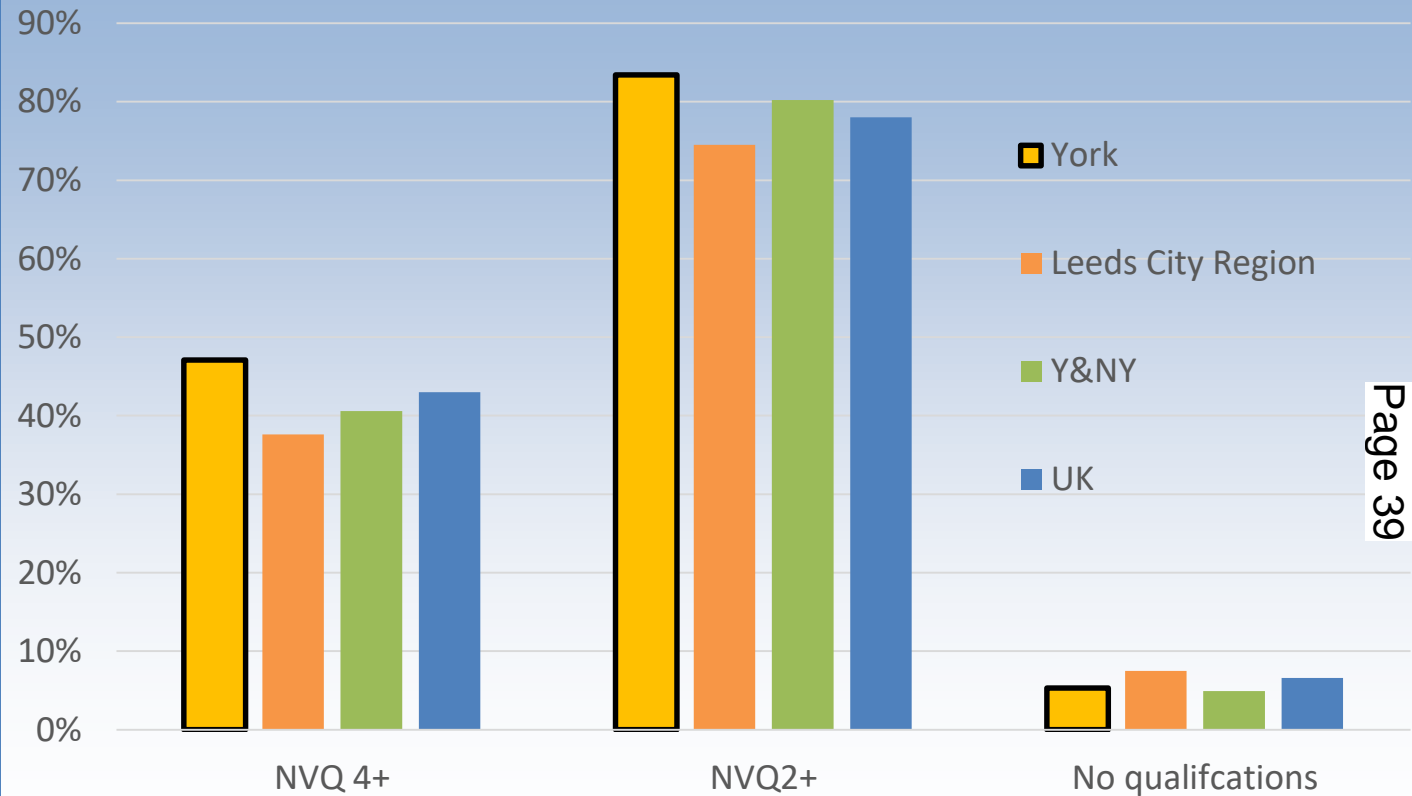
To be updated: November 2021

17,000 high skilled jobs created since 2005



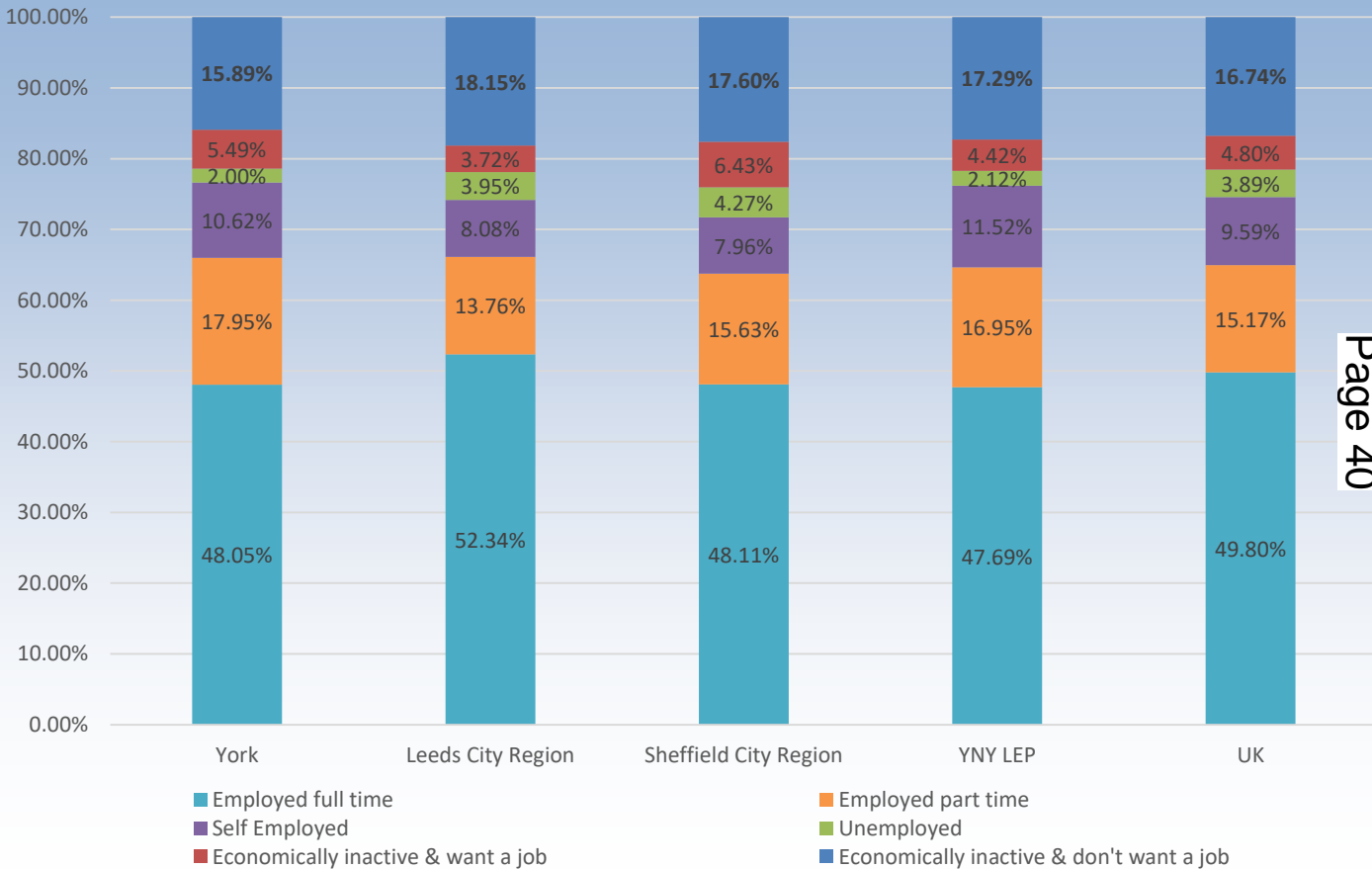
ONS: Annual Population Survey employment by SOC Code (2010)
To be updated: 12/10/2021

York is a highly skilled city



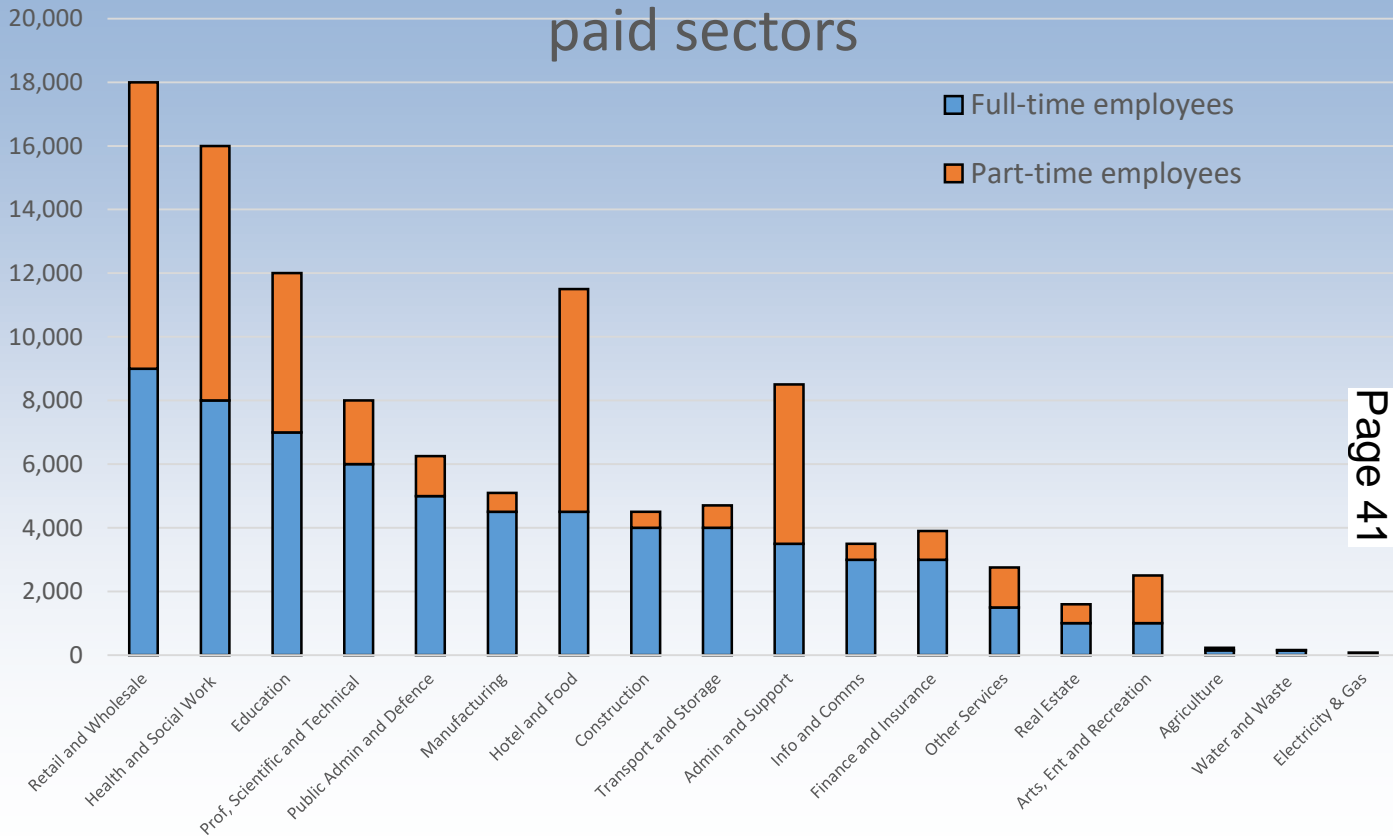
ONS: Annual Population Survey – Jan 2020 – Dec 2020 – % of working age population (16-64)
To be updated: 12/10/2021

York has high employment, unlike much of Yorkshire



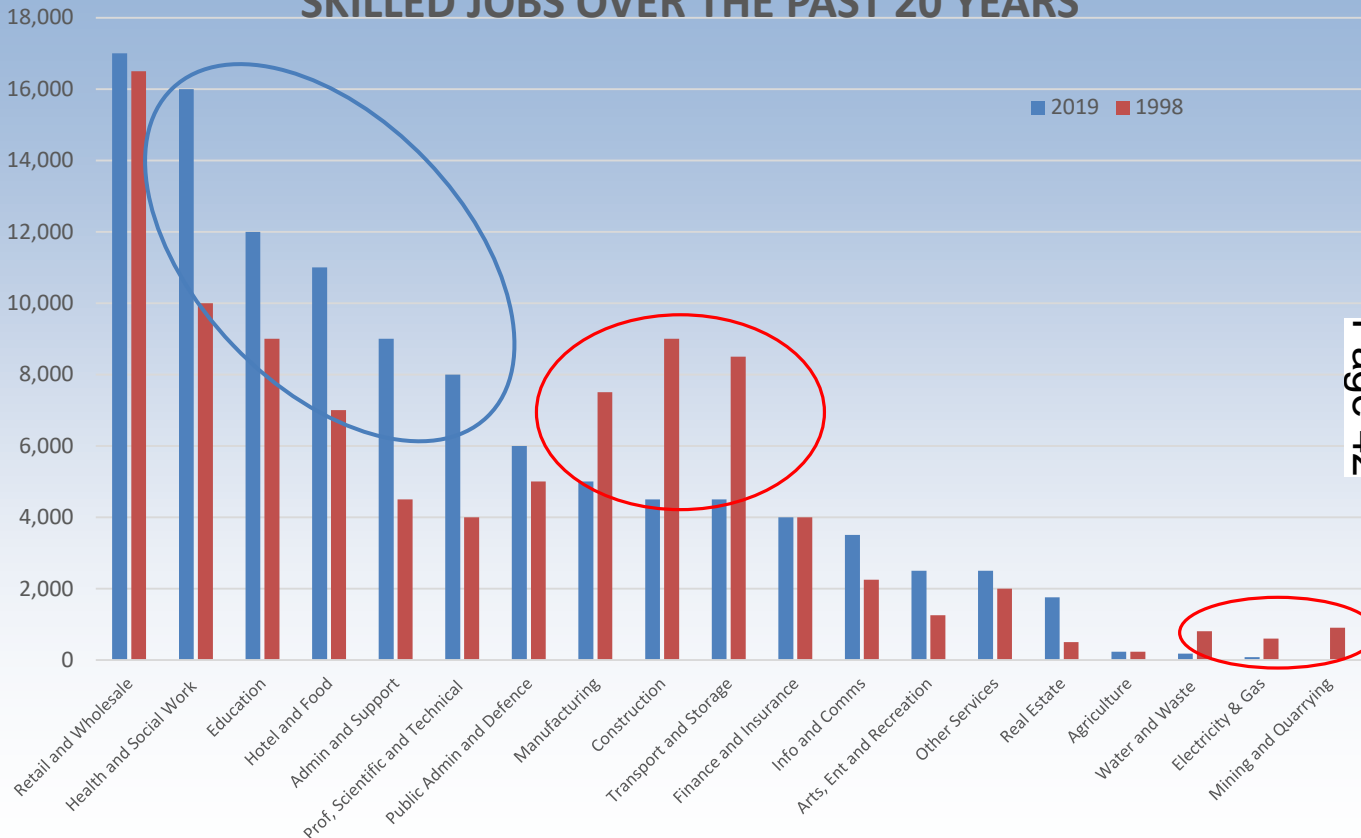
ONS: Annual Population Survey – Jan 2020 – Dec 2020 – % of working age population (16-64), To be updated: 12/10/2021

But part time work is concentrated in lower paid sectors



ONS: Business Register and Employment Survey – Open Access – 2019 – Full Time & Part Time Employee Count in York
 To be updated: 19/10/2021

AND WE HAVE LOST 13,000 WELL PAID LOW-MEDIUM SKILLED JOBS OVER THE PAST 20 YEARS



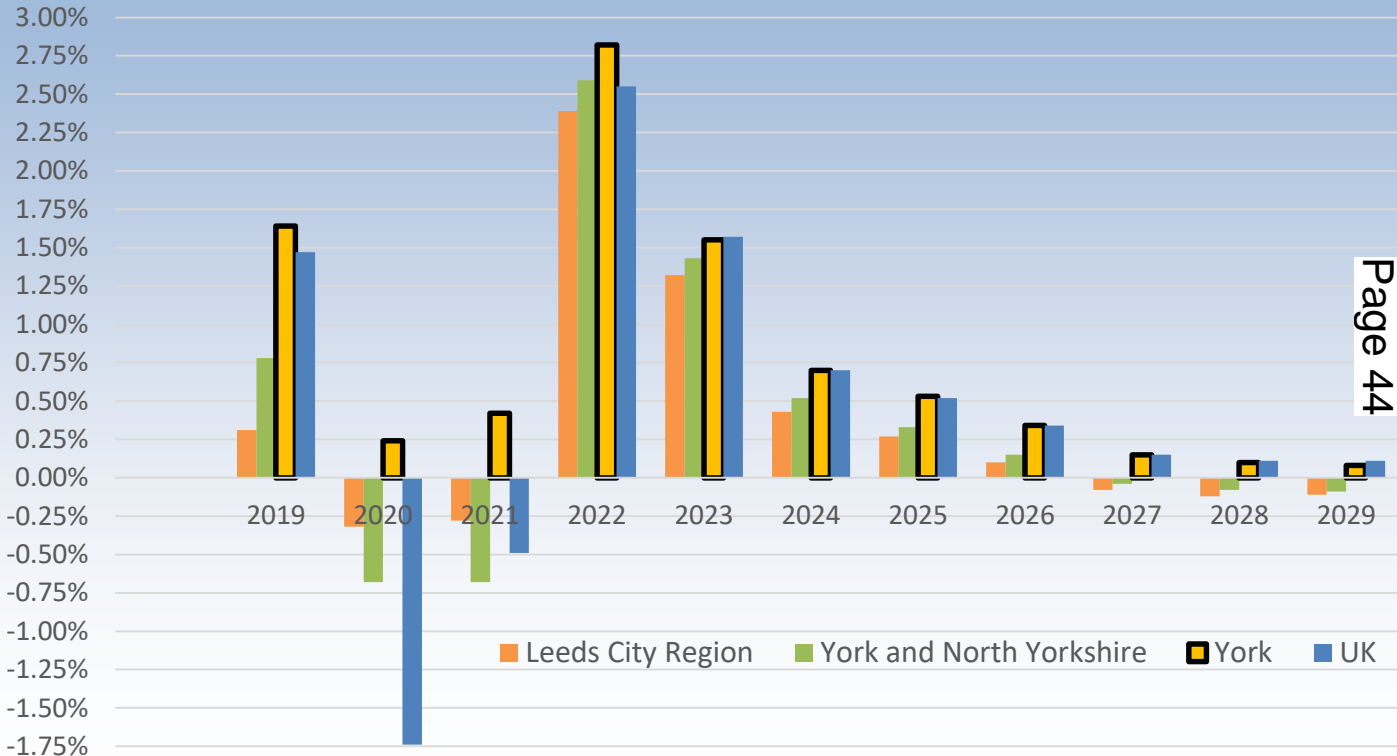
ONS: Business Register and Employment Survey – Open Access – 2019 – Total Employee Count in York
To be updated: 19/10/2021

Employment in York is forecast to continue to grow in the years ahead



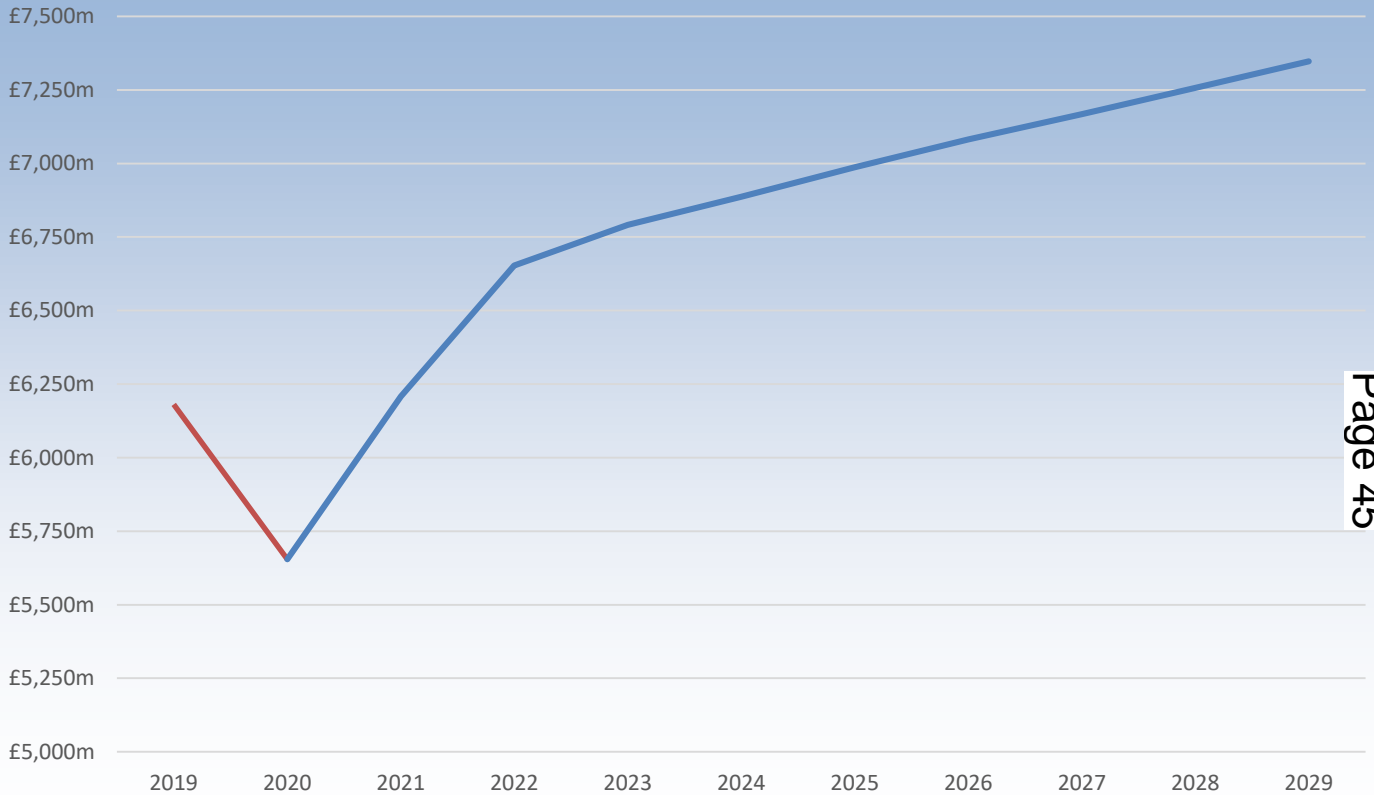
Oxford Economics – Total Employment Forecast – Level values – 2019-2029 – Forecast based on data from 28/07/21
*2019 are actual figures

Employment in York is forecast to continue to grow in the years ahead

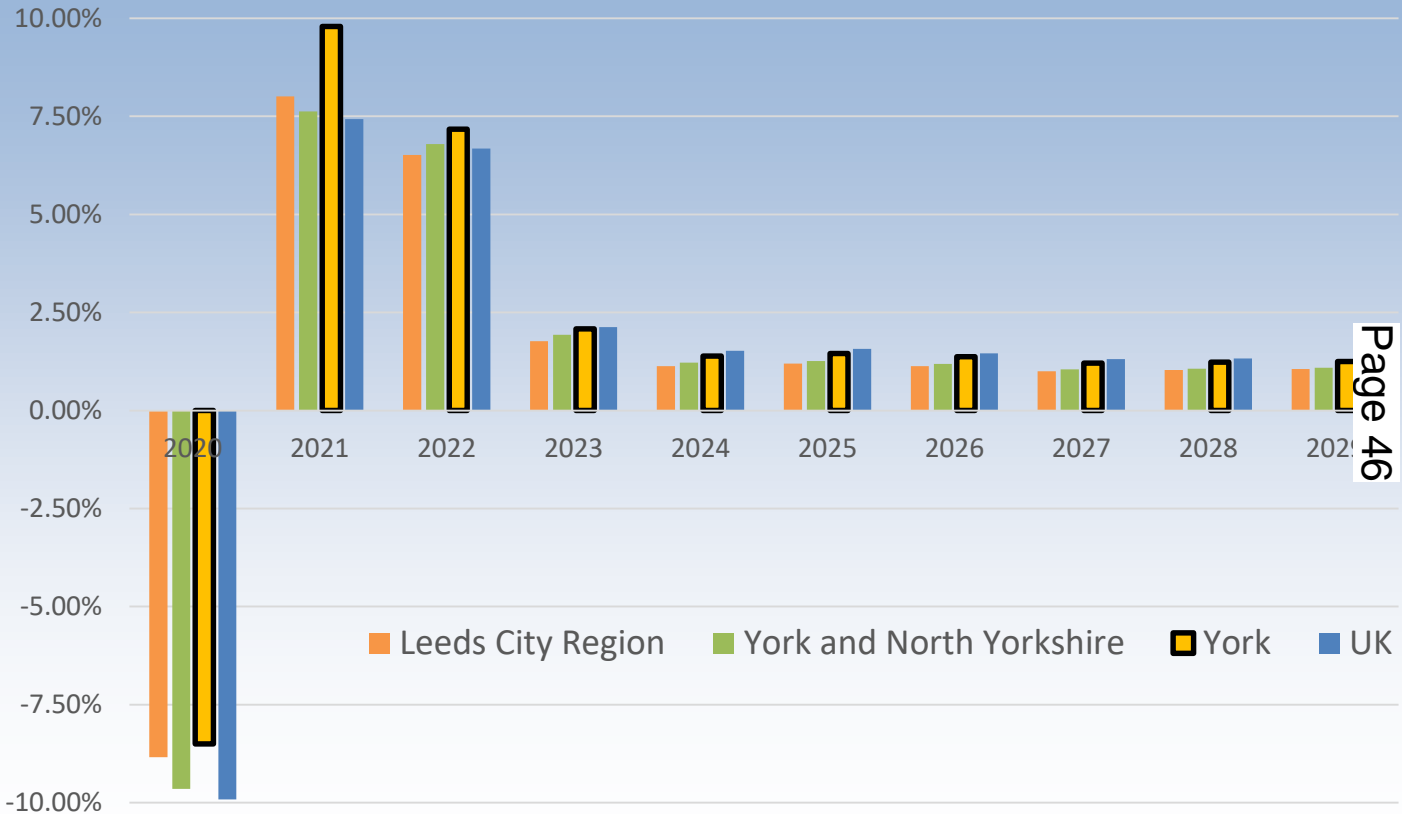


Oxford Economics – Total Employment Forecast – % change Y-o-Y – 2019-2029 – Forecast based on data from 28/07/21
 *2019 are actual figures

And GVA will grow too

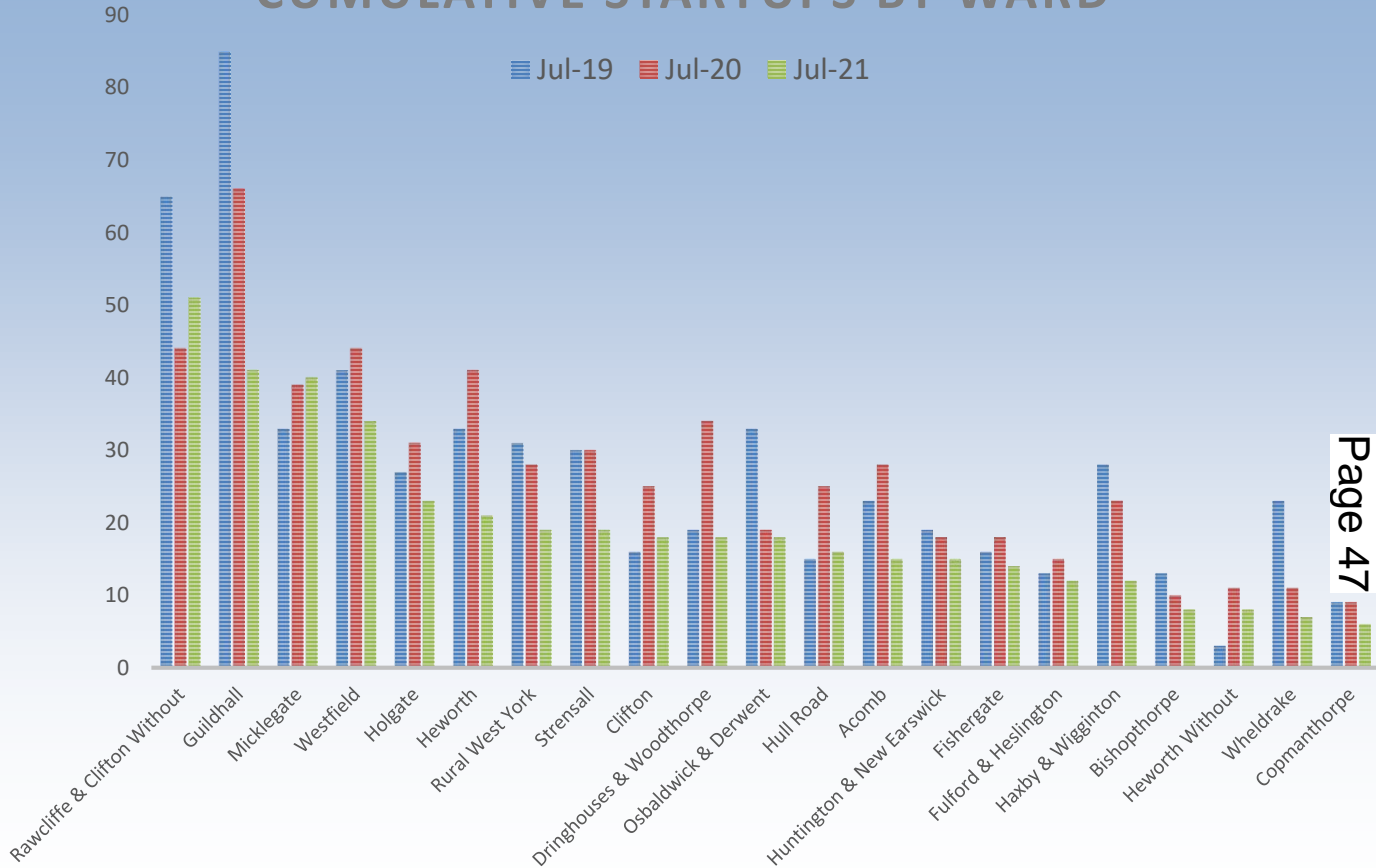


GVA is forecasted to initially exceed national levels



Oxford Economics – GVA Forecast – % change Y-o-Y – 2019-2029 – Forecast based on data from 28/07/21
*2019 are actual figures

CUMULATIVE STARTUPS BY WARD



Around 1,000 businesses start in York each year



Page 48

Bank Search Consultancy Data – Data from 31/08/2021
To be updated: TBC

York's Claimant Count remains high on historical levels

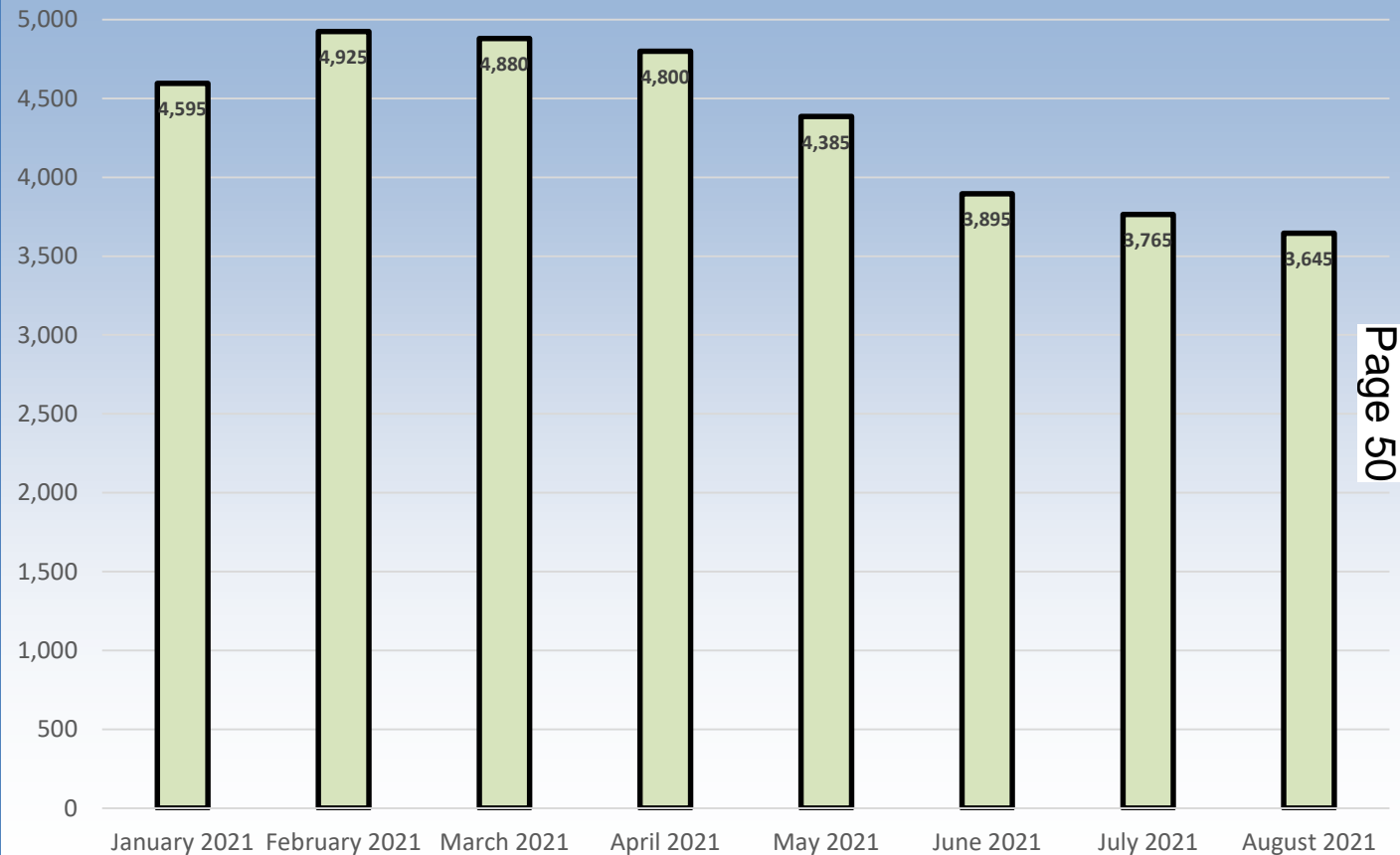


Page 49

ONS: Claimant Count – Total – York

To be updated: 12/10/21

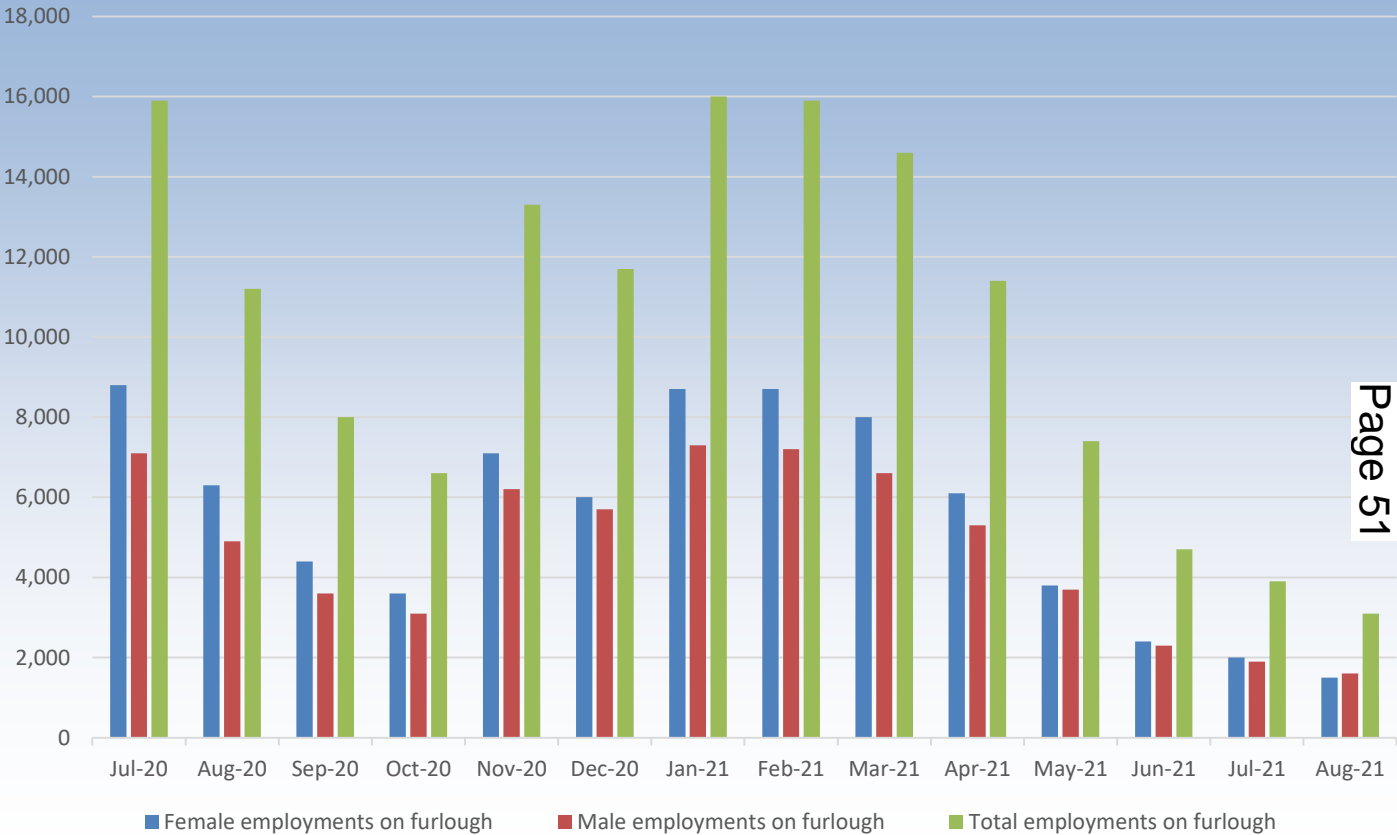
But, has consecutively fallen the past 8 months!



Page 50

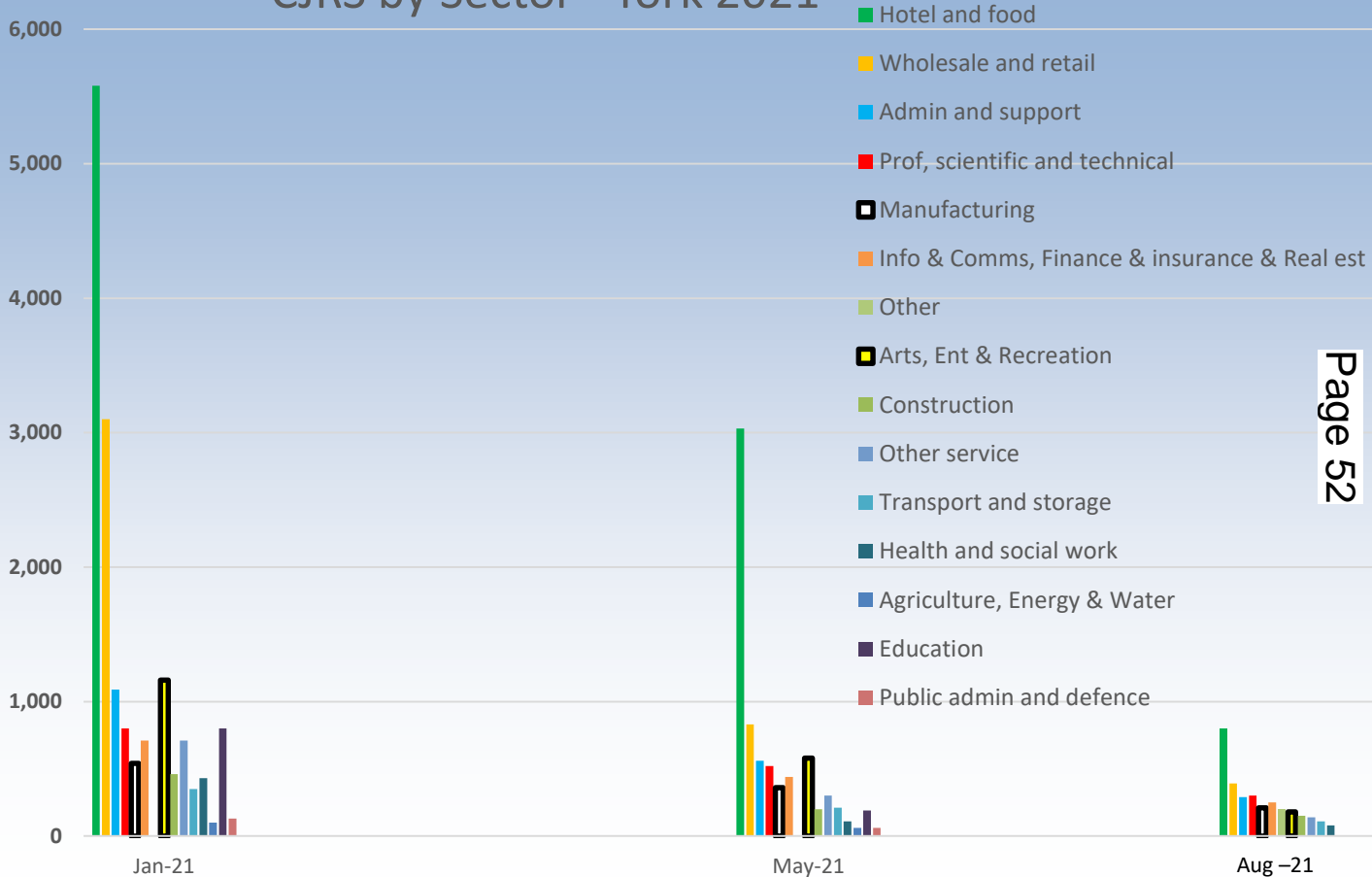
ONS: Claimant Count – Total – York
To be updated: 12/10/21

CJRS in York 2020-21



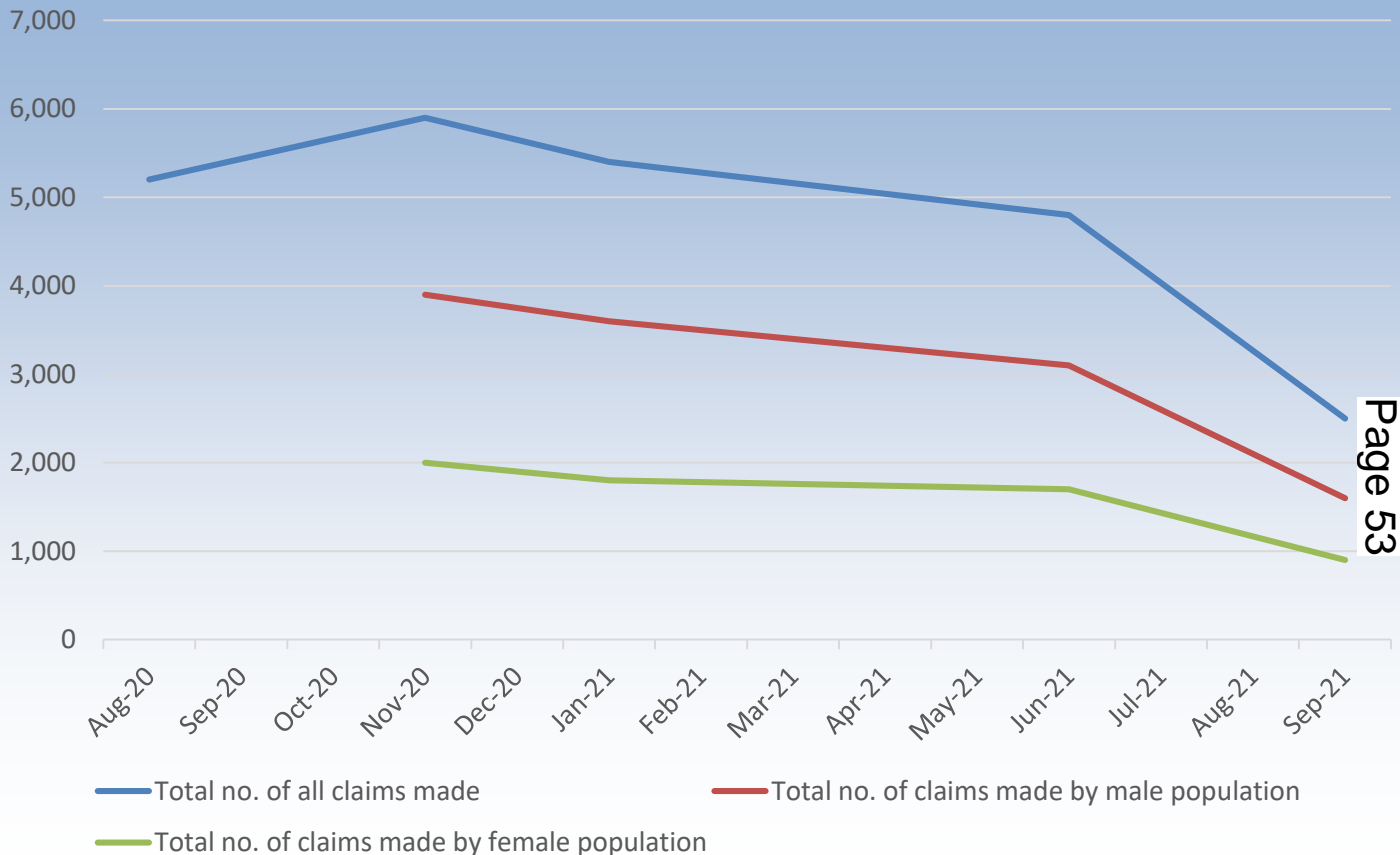
HMRC: Coronavirus Job Retention Scheme – *August 2021 data is provisional
To be updated: TBC

CJRS by Sector - York 2021

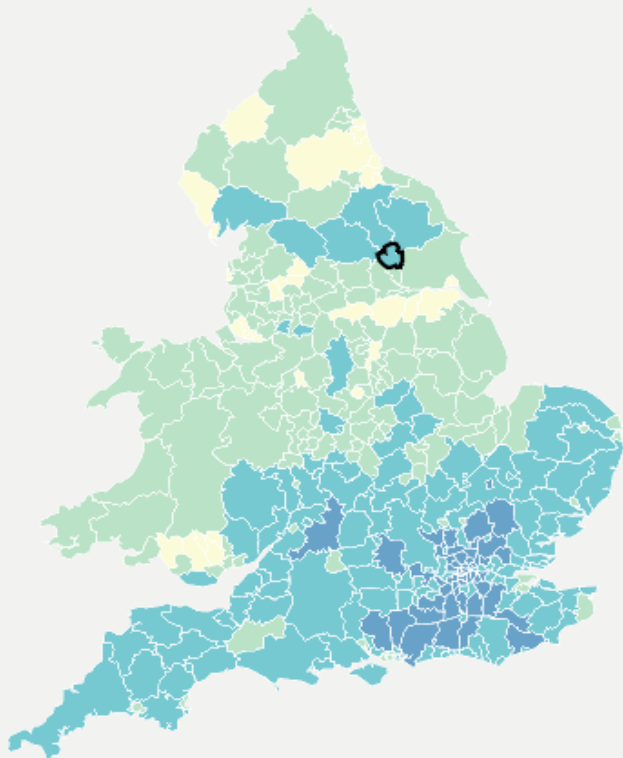


HMRC: Coronavirus Job Retention Scheme – *August 2021 data is provisional
To be updated: TBC

SEISS in York 2020-21



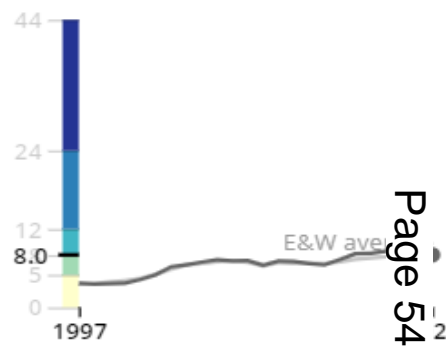
2020



+
-

York x

Property price to earnings ratio



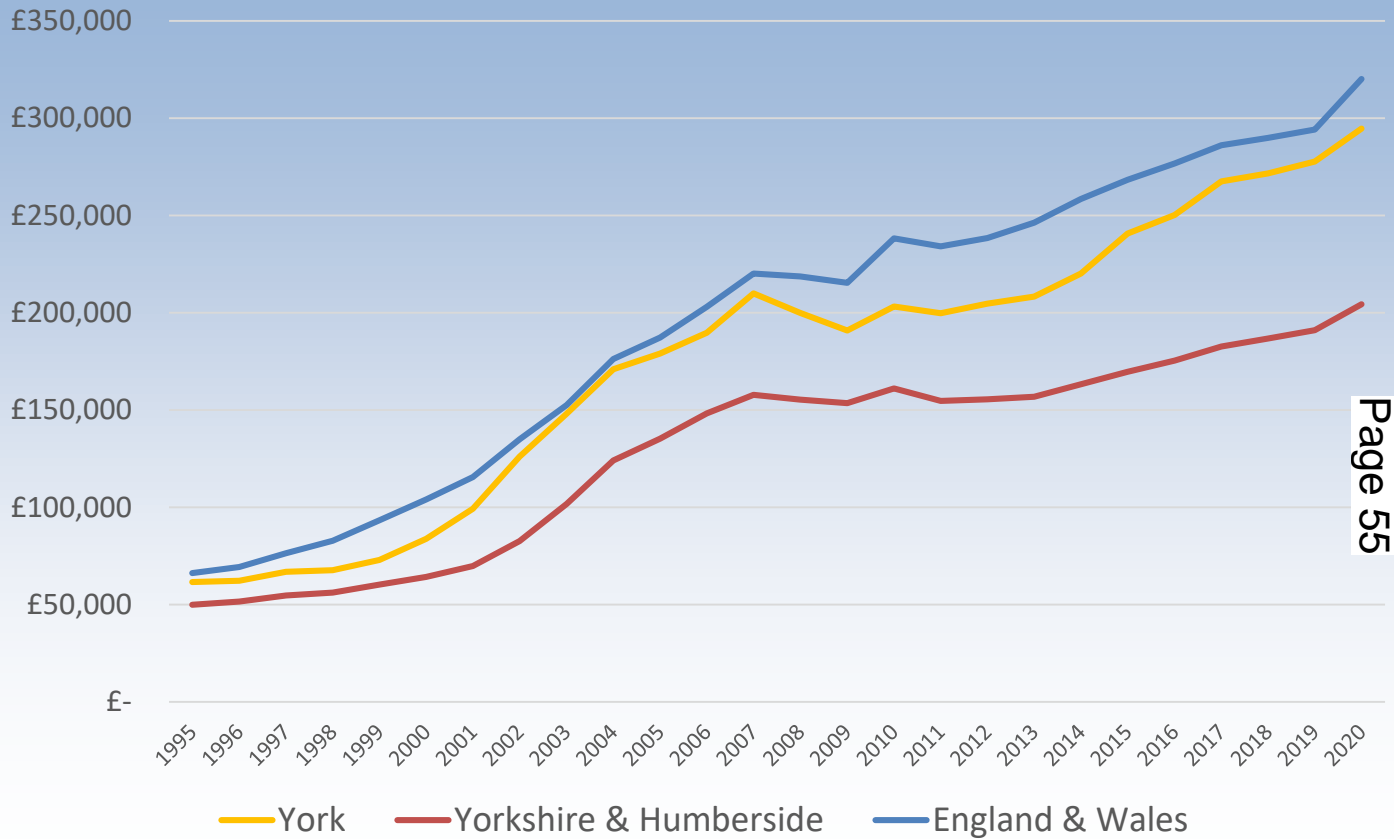
Page 54

York's housing affordability is at UK average levels, but compares poorly to much of the north



Source: House Price Statistics for Small Areas and Annual Survey of Hours and Earnings, ONS

York house prices remain close to the UK average



ONS: Mean house prices for administrative geographies (existing dwellings): HPSSA dataset 14 – June 2021
To be updated: March 2022

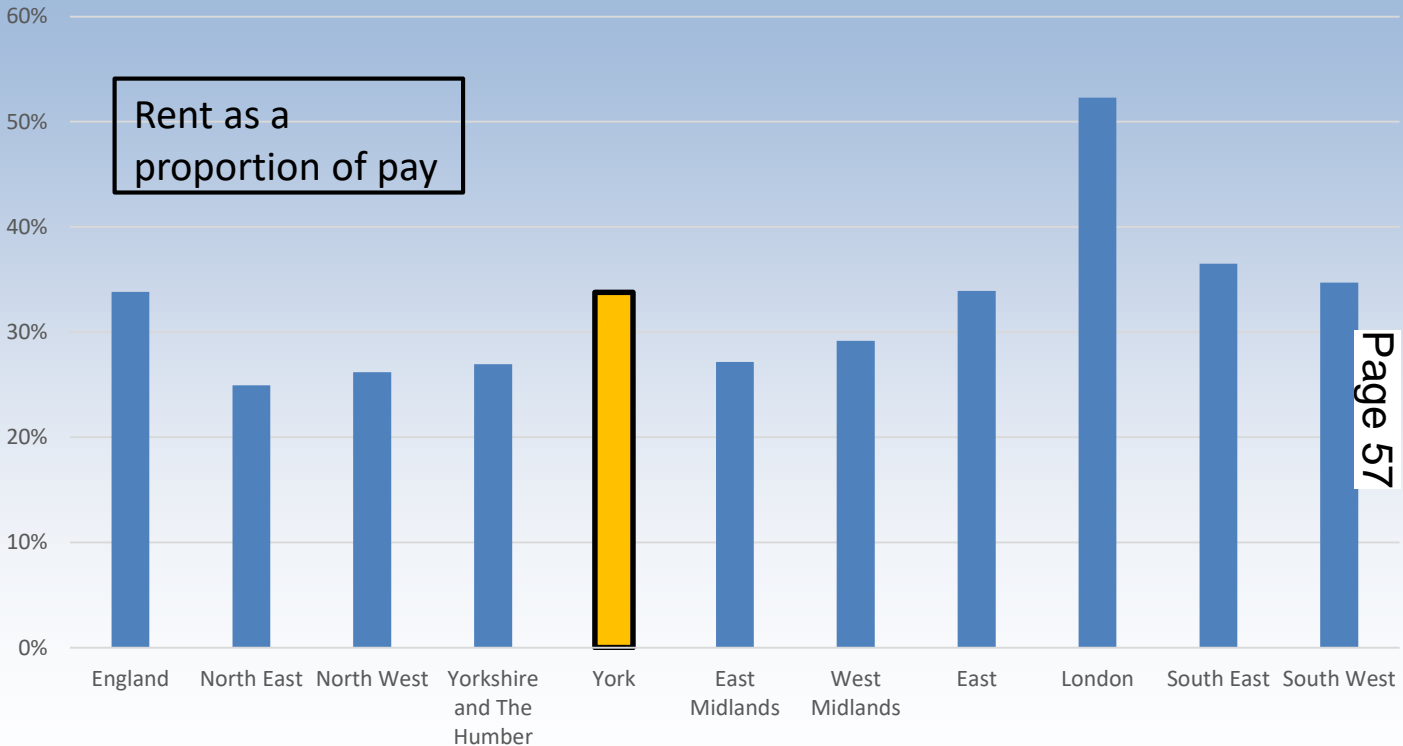
York's rental costs are like the south of England



Page 56

ONS - Private rental market summary statistics in England – April 2020 to March 2021
To be updated: December 2021

York rents are among the least affordable in the North of England



ONS: Annual Survey of Hours and Earnings (2020) – FT Median Gross Weekly Pay

ONS: Private rental market summary statistics in England – April 2020 to March 2021 Data – Overall mean of rent

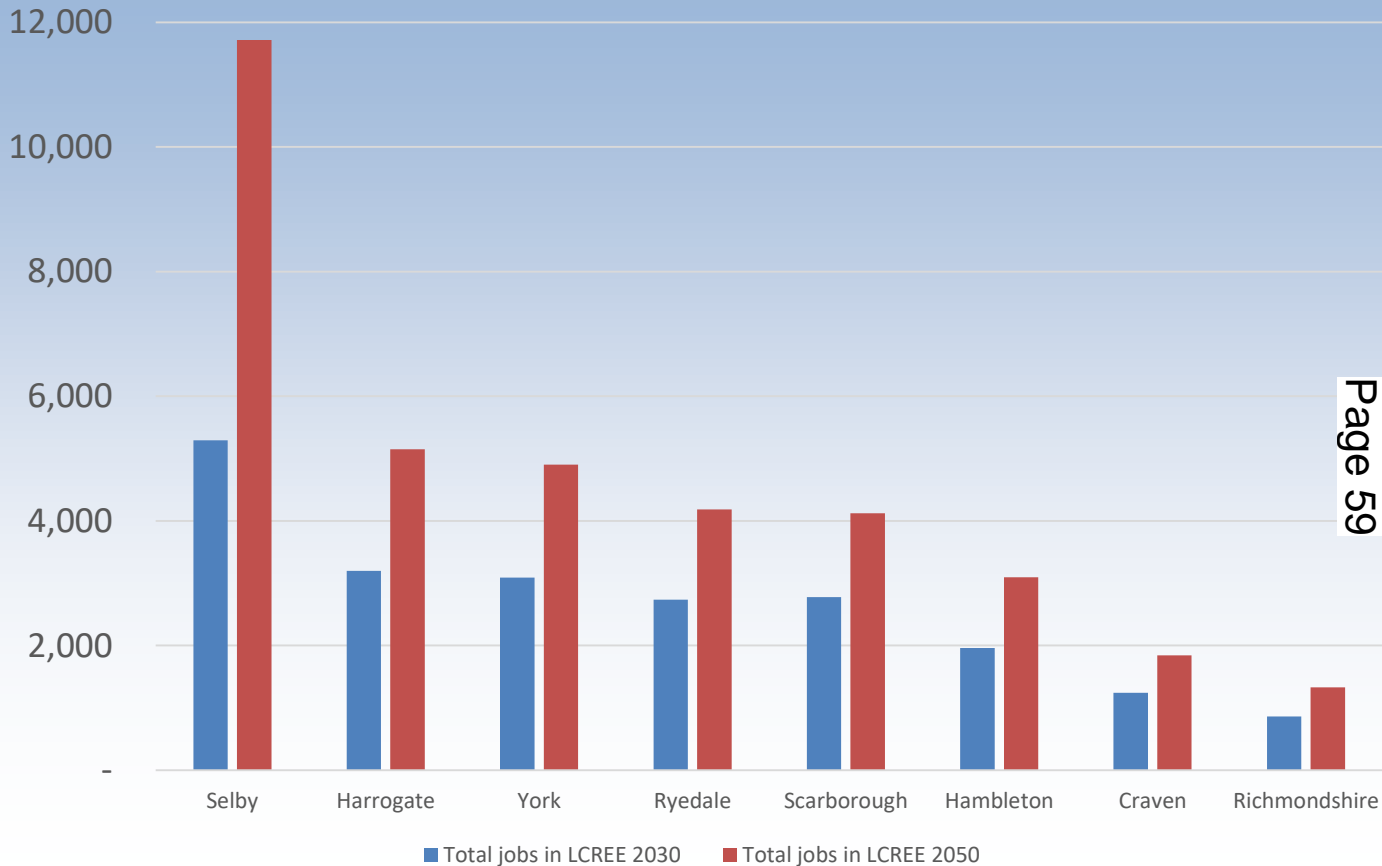
To be updated: November & December 2021

LGA - Jobs in Low Carbon and Renewable Energy Economy (LCREE)

- In 2018 there was 185,000 full-time jobs in England's LCREE
- By 2030 there could be 694,000 jobs
- By 2050 there could be 1.18 million jobs

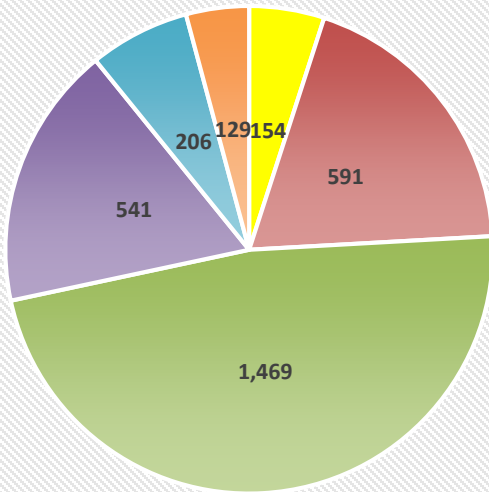


York & North Yorkshire Green Jobs Forecast



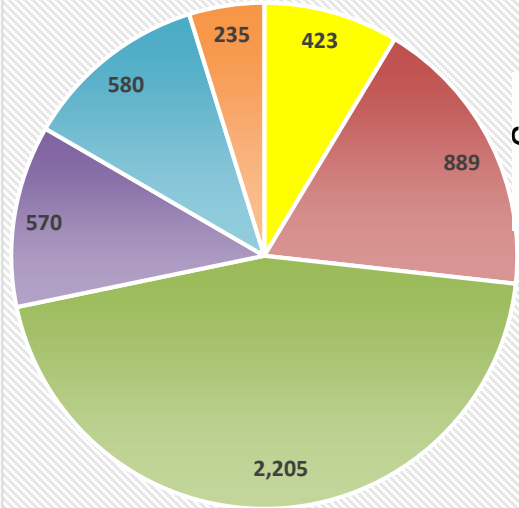
York's Green Jobs Forecast in 2030 & 2050

York 2030



- Estimated jobs in Low-carbon electricity
- Estimated jobs in Low-carbon heat
- Estimated jobs in Alternative fuels
- Estimated jobs in Energy Efficiency
- Estimated jobs in Low-carbon services
- Estimated jobs in Low emission vehicles & infrastructure

York 2050

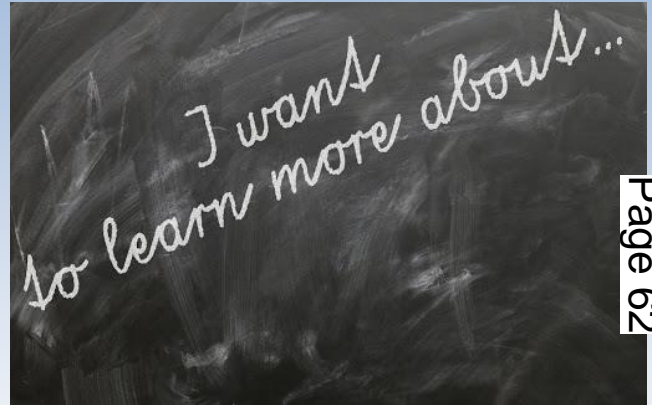


So what do we know?

- Wages are not the whole story
- High employment but limited options for many
- High skills but limited opportunities for many
- In work poverty and insecure employment are issues
- Part time work options are limited
- Housing affordability can be challenging
- Many people do not feel well-off!
- The green economy represents a real opportunity for York.

What do we need to know more about?

- Experiences of our residents
- Future skills needs of businesses
- A view from businesses on the advantages & disadvantages of being located in York
- Covid impacts
- Self employment & micro-businesses



Developing York's new Economic Strategy: Headline Commitments

Priority 1

An economy powered by 'good' business

- Embedding responsible business practices in line with the Good Business Charter's 10 components for ethical capitalism
- Businesses supported to decarbonise and make a positive contribution to the city's net zero-ambitions
- Supporting businesses to act as place leaders in their community
- More work experience, internships and apprenticeship opportunities created to enable young talent to thrive

Priority 2

Creating the right conditions for sustainable growth

- Local businesses and entrepreneurs receiving high quality advice to support resilience, growth and prosperity
- Businesses placed at the heart of city-wide plans to develop a strong pipeline of local talent
- Access to affordable, good quality workspace to support business growth and job creation
- Facilitating business to business connections to support York's economy

Priority 3

A thriving local workforce

- Access to training and upskilling for all
- More apprenticeships at higher levels and in STEM
- Broadening part time job opportunities across York's economy, creating more career opportunities in better paid jobs
- More links between businesses, FE and HE to help young people thrive

Priority 4

A globally-connected city

- Support for businesses to take advantage of new trade opportunities and expand in new markets
- Maximise existing academic, civic and business links between York and the rest of the world for the benefit of trade, investment and local job creation
- Promote academic R&D strengths to attract private sector investment and boost job creation
- Act as a focal point for inward investment across the region, capitalising on the city's economic assets and internationally-recognised brand.

This page is intentionally left blank



8 March 2022

Climate Change Scrutiny Committee

Report of the Head of Carbon Reduction

Portfolio of the Executive Member for Environment and Climate Change

Climate Change Strategy & Update

Summary

1. This paper provides an update on the Climate Change Strategy, Engagement Plan and Carbon Reduction Activity.

Climate Change Strategy

2. The evidence base and modelling work has been completed. The strategy narrative is under development in accordance with the shared Strategy Approval Process (Annex D).
3. A summary of the content within the Strategy is presented in Annex A. It briefly comprises of:
 - Foreword
 - Leader
 - Partner Signatories
 - Executive Summary
 - Section 1: Background Information
 - Section 2: The Ambition
 - Section 3: Objectives
 - Section 4: Co- benefits & Case Studies
 - Section 5: Next Steps
 - Glossary and Further Reading
4. Further work has been undertaken to understand York's emissions profile in more detail, the carbon reduction potential by sector, the stakeholder perspective of risks and opportunities for each priority area and the local case studies (see Annex B: Climate Change Strategy Update)

5. A set of principles is commonly applied to our core strategies:
 - i. Build inclusive, healthy and sustainable communities
 - ii. Create new employment and investment opportunities
 - iii. Adapt to change
 - iv. Increase cooperation and collaboration
 - v. Good governance

Climate Change Resident Engagement Plan

6. We are now moving into the second phase of the Climate Change Strategy engagement plan; following on from the attitudinal survey carried out in phase one of Our Big Conversation, which informed the initial development of those strategies.
7. This more targeted phase of engagement will allow us to test the acceptability of priorities within the strategies; deepen insight into the approach needed to implement these successfully; and understand the aspirations and attitudes of 'missing audiences' in phase one engagement.
8. The approach includes a proposed 'Climate Corner'; a physical roadshow style stall and engagement in public spaces at Explore Libraries discussing carbon reduction, climate hazards, biodiversity and behaviour change with residents.
9. Phase two will also include targeted focus groups, aimed at demographics underrepresented in phase one, demonstrating that the council listens and wants to hear from everyone. Target audiences include age 16-24 year olds NEETs and University students and alumni.
10. The phase two engagement plan joins up engagement activities across strategies, covering climate change, economy and transport, to demonstrate coordination and minimise "consultation fatigue".
11. Activity will be delivered in March/April, leading up to publication of the Climate Change Strategy in the Summer.

Carbon Reporting

12. The Council Plan made a commitment to provide data on:
 - vi. Carbon emissions across the city

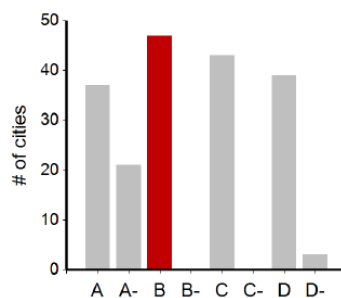
vii. Level of CO₂ emissions from council buildings and operations (Net emissions)

13. These commitments have been fulfilled with the publishing of the first CYC Corporate Emissions Report and the second citywide York Emissions Inventory on 10th November.
14. York has received a 'B' ranking from the Carbon Disclosure Project (CDP) for our response to the Cities 2021 Questionnaire. The survey has been created to assess and support cities to measure and manage their environmental risks, impacts, and action. This is the first time we have received a ranking. The regional and global distribution is shown below:

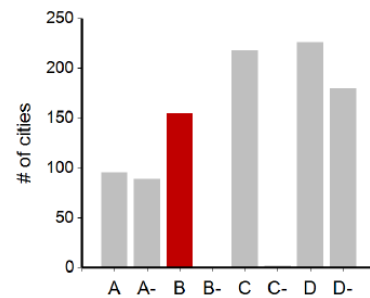
YOUR CDP FINAL SCORE



REGIONAL DISTRIBUTION



GLOBAL DISTRIBUTION



15. Areas identified for improvement include producing a renewable energy target, energy efficiency target and mitigation plan. The Climate Change Strategy will incorporate these elements and should lead to an improved score in 2022 (Further details in Annex C: CDP City of York Scorecard)

Solar for Schools

16. Carbon emissions from maintained schools were 955tCO₂ for 2020/2021 and energy costs for some schools were over £50,000 in the same year. Supporting our schools to reduce energy consumption will deliver both carbon and financial savings.
17. Solar for Schools (SfS) is a national programme providing fully funded solar panels to reduce a school's energy costs and emissions. SfS are looking to engage with schools across York to participate in the programme.

18. Generated electricity is sold to the school at a discounted price under a long-term (25-year) agreement. This reduces energy bills, provides long-term price certainty, reduces exposure to increasing energy and supports budget planning. All pre, during and post-installation support and advice (including 25 years of maintenance) is covered by SfS.
19. The Carbon Reduction team will support our maintained schools to participate in the programme; managing the process for assessing eligibility and suitability.
20. Any schools interested in participating can carbon.reduction@york.gov.uk

Recommendations

21. Scrutiny are asked to review the report and annex for consideration and discussion

Council Plan

22. The Climate Change Engagement Plan relates to the ambitions for York to achieve net carbon zero and the Greener and Cleaner outcome.

Implications

- **Financial** – there are no financial implications
- **Human Resources (HR)** – there are no HR implications
- **Equalities** – the activities described in this report support the ambitions to be a sustainable city. An Equalities Impact Assessment will be completed for the Climate Change Strategy
- **Legal** – there are no legal implications in relation to this report.
- **Crime and Disorder** – there are no crime and disorder implications in relation to this report.
- **Information Technology (IT)** – there are no IT implications in relation to this report
- **Property** – there are no property implications in relation to this report.
- **Other**

Contact Details

Author:

Shaun Gibbons
Head of Carbon Reduction
Corporate Strategy

Chief Officer Responsible for the report:

Janie Berry
Director of Governance

Report **Date** 28/2/22
Approved

Wards Affected:

All

For further information please contact the author of the report

Background papers

Annexes

- Annex A: York Climate Change Strategy_Content Summary
- Annex B: York Climate Change Strategy Update
- Annex C: CDP City of York Scorecard
- Annex D: Publishing the Strategies - process

This page is intentionally left blank

York Climate Change Strategy: Content Summary

Foreword	Leader of the Council	Chair of York Climate Commission
Leader		<ul style="list-style-type: none"> - Strategic alignment - Consultation process - Review points - Setting the framework for the city
Partner Signatories	Climate Commission	City Partners
Executive Summary	Principles	<ul style="list-style-type: none"> - City Vision - Collaboration & Co-operation - Adapting to Change - Inclusive, Healthy & Sustainable - New Employment & Investment - Good Governance
	Strategic Objectives	<ul style="list-style-type: none"> - Engagement - Buildings - Transport - Waste - Commercial & Industrial - Natural Environment - Energy Supply - Governance
	Interdependencies & Co-Benefits	Economic Social (Health & Wellbeing) Environmental
Section 1: Background Information	The need for action	A Climate Emergency – IPCC Special Report; Scale of ambition; Global, regional and local context
	Collective Effort	Role of the council Role of stakeholders
	History	Timeline since Climate Emergency Declaration
Section 2: How we will get there...	Baseline	Current York emissions profile + Extreme weather events
	Scale of the challenge	Key statistics and Emissions Reduction Pathway + Sectoral breakdown

	Our Approach	<ol style="list-style-type: none"> 1. Delivering high ambition carbon emissions reduction 2. Going beyond high ambition where technology, funding and capacity allows 3. Insetting and Offsetting 4. Adapting to a changing climate
Section 3: Objectives	Engagement	<ul style="list-style-type: none"> - Clear communication and information - Increase awareness and understanding - Build strong relationships and networks - Identify best practice
	Buildings	<ul style="list-style-type: none"> - Improve the energy efficiency of existing buildings - Reduce emissions from new buildings - Move away from gas heating systems - Switch to low carbon appliances - Make our buildings climate resilient
	Transport	<ul style="list-style-type: none"> - Travel shorter distances - Fewer journeys by car - Switch to electric vehicles - Reduce emissions from freight - Future proof infrastructure
	Waste	<ul style="list-style-type: none"> - Reduce the amount of waste - Increase recycling - Promote a circular economy
	Commercial & Industrial	<ul style="list-style-type: none"> - Replace the use of fossil fuels - Increase process efficiency - Support the growth of green economy - Business resilience
	Natural Environment	<ul style="list-style-type: none"> - Plant more trees - Increase carbon storage - Move towards more sustainable land use methods - Reduce impact of extreme weather events

	Energy Supply	<ul style="list-style-type: none"> - Increase renewable generation capacity - Support innovation - Encourage local community energy projects
	Governance	<ul style="list-style-type: none"> - Open and transparent reporting - Assign responsibility - Track actions - Monitor progress
Section 4: Co- benefits & Case Studies	Co-Benefits	Economic, Social and Environmental benefits associated with delivering the objectives within this strategy.
	Case Studies	<p>Series of case studies looking at what is being delivered locally:</p> <ul style="list-style-type: none"> - Yorkshire Resilient Forum - Zero Carbon Housing Delivery Programme - University of York initiatives - York Gin sustainability actions - Real Junk Food Project - York Community Woodland - EV Hyper Hubs
Section 5: Next Steps	Deliver on High Ambition	Prioritise the short-term no/low-regret actions required to deliver the high ambition emissions reduction
	Go Further	Identify the needs around government policy, funding and supply chain capacity to create the conditions for going further and faster
	Holistic Approach	Embed carbon emissions and climate resilience into local decision-making; considering wider impacts and co-benefits.
	Build networks and partnerships	Combine efforts across the city to maximise impact and available funding
Glossary and Further Reading		Includes reference to Technical Annex

This page is intentionally left blank



CITY OF
YORK
COUNCIL

Annex B

York Climate Change Strategy

Page 75



York's Current Emissions Profile

In 2018, York's emissions totalled **936 ktCO₂e**. The majority resulted from buildings & facilities (61.9%) and transport (27.9%).

This emissions profile covers emissions generated within the city and follows the same reporting boundaries set out by UK Government.

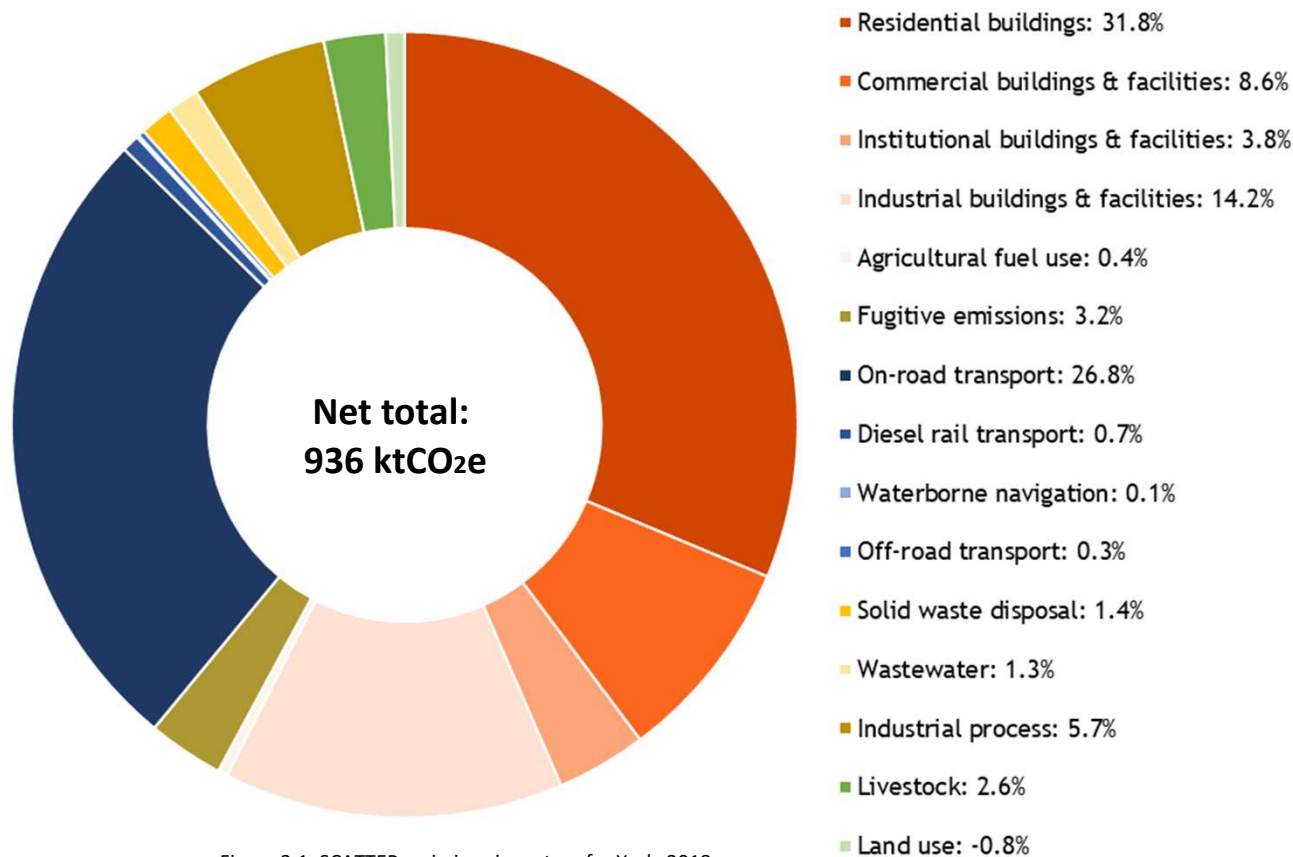
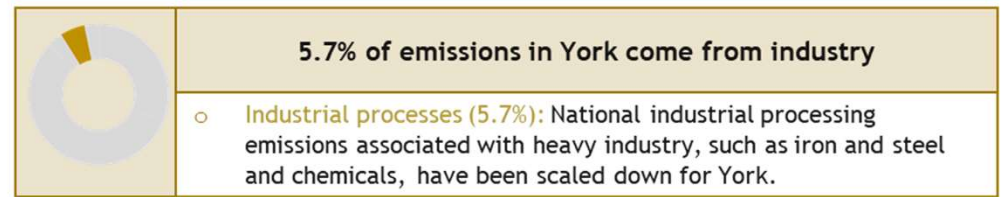
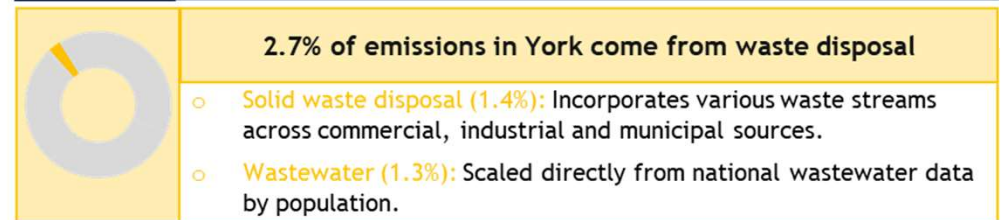
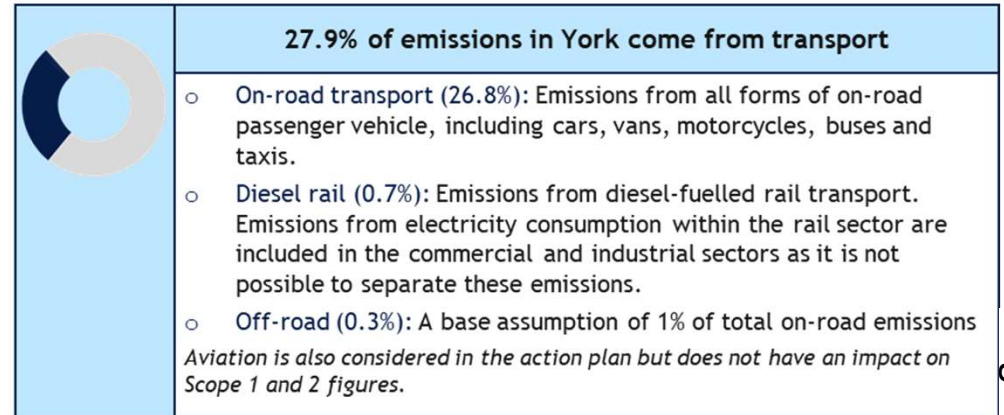
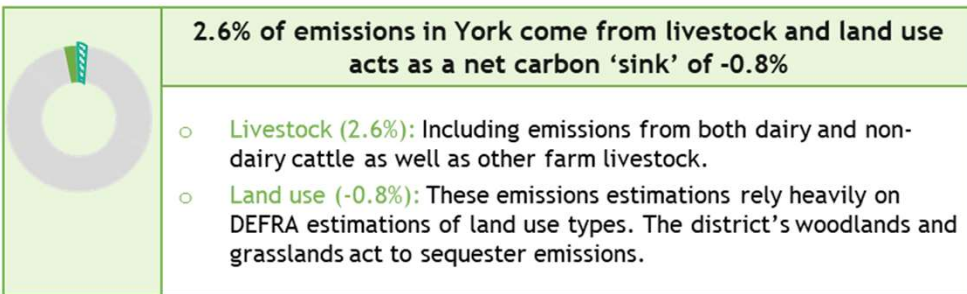
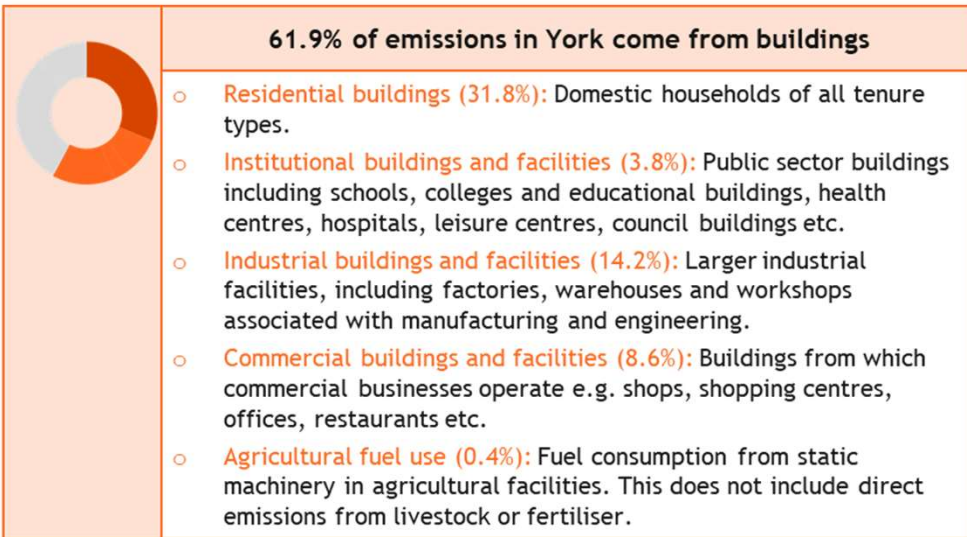


Figure 2.1: SCATTER emissions inventory for York, 2018.

York's Emissions Subsectors

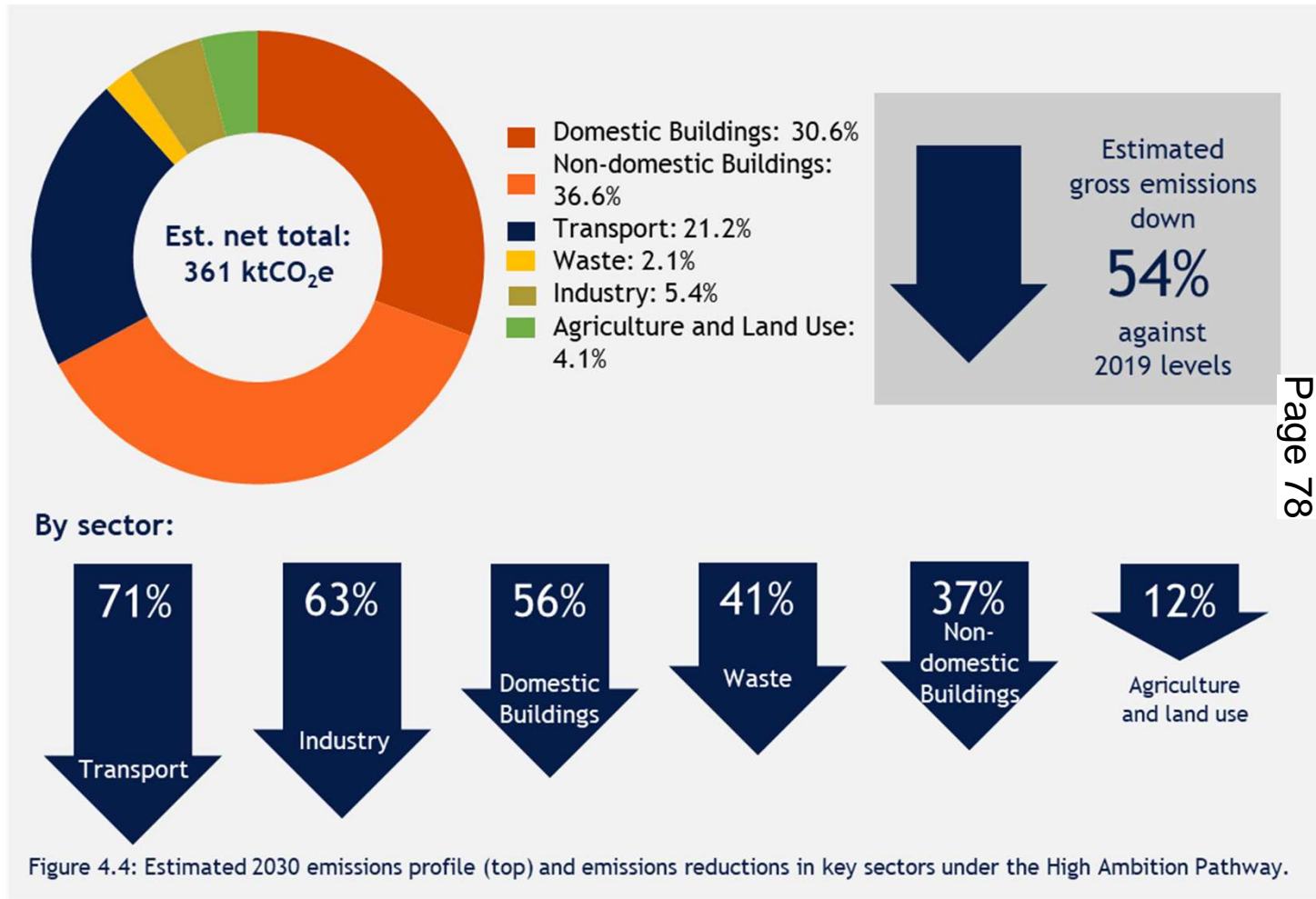


*Due to rounding, emissions sectors may not add up to exactly 100%.

Sectoral Emissions Reduction

By 2030, the emissions profile for York will look very different from today.

Emissions from buildings continue to dominate the 2030 profile, whilst reductions in fossil fuel consumption in our transport and energy systems show significant decreases in the sector's emissions.

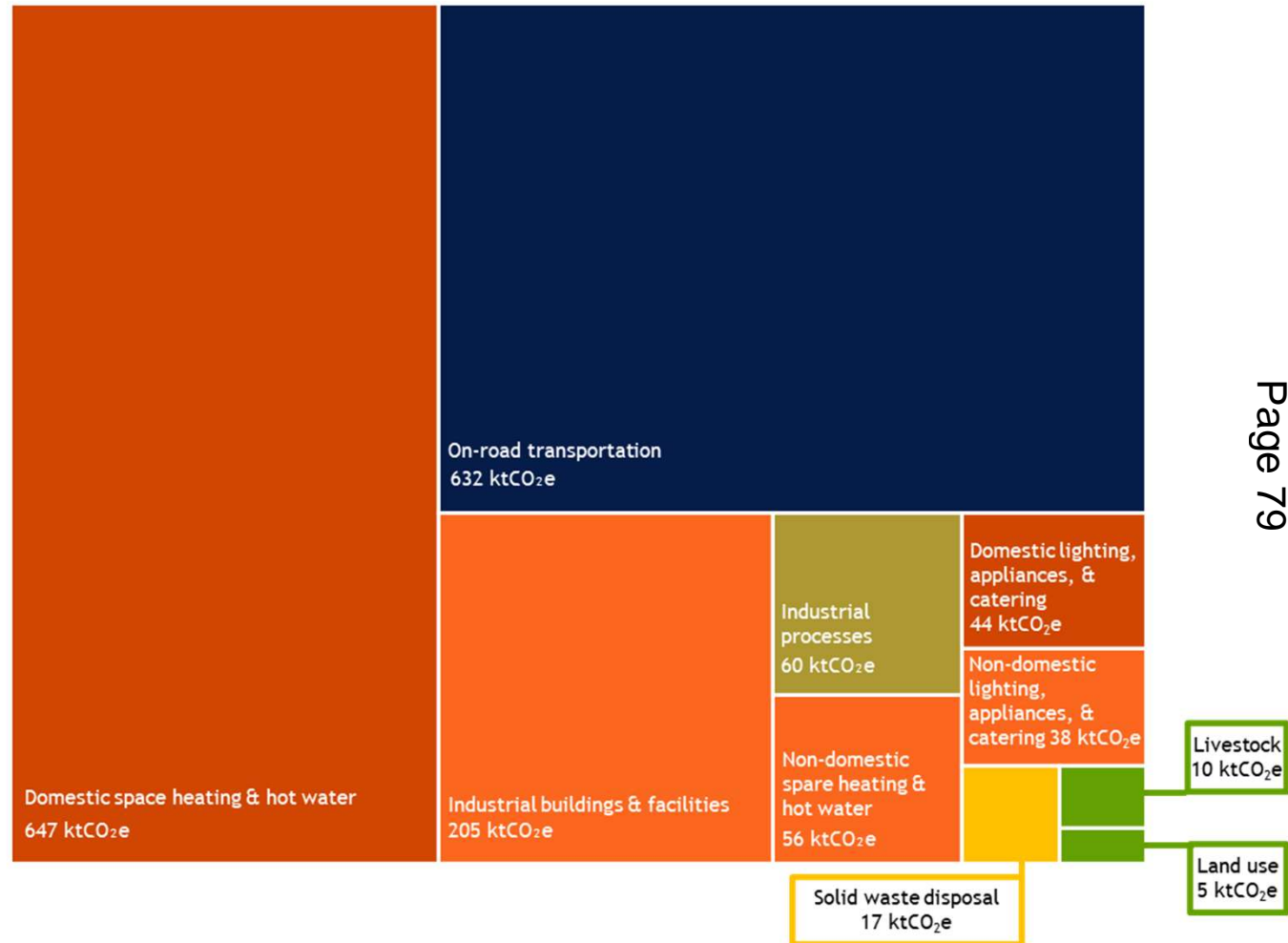


Cumulative Carbon Savings 2018 - 2030

Over the next 10 years, over 1.7 million tonnes of carbon dioxide could be avoided across York.

The largest savings potential is found within the buildings and transportation sectors.

Actions associated with on-road transportation and building energy efficiency offer the biggest potential carbon savings





CITY OF
YORK
COUNCIL

Core Principles



Core Principles

Inclusive,
healthy &
sustainable
communities

Creating new
employment
and
investment
opportunities

Adapting to
change

Increasing
collaboration
and
cooperation

Good
Governance

1. We will **increase collaboration and cooperation** by working in partnership; encouraging changes in the way we live, behave and do business by listening to the views of our residents, businesses and visitors.
2. We will **adapt to change**; taking bold action to reduce emissions and making sure our city is resilient to the impacts of climate change. We will work at pace to meet the scale of the challenge ahead and be pragmatic in our approach, focusing on reducing emissions within our immediate control and prioritising actions that deliver best value.
3. We will **build inclusive, healthy and sustainable communities** by promoting the positive social, environmental and economic benefits of climate action and by supporting individuals who need it the most. In addressing climate change, we will improve the wellbeing of our residents and aim to mitigate the impact of climate change on those who are most vulnerable to the change; recognising climate justice for all.
4. We will **create new employment and investment opportunities**, strengthening the economy through our work with local suppliers to building local “green” skills. We will proactively seek alternative funding streams and attract new investment.
5. **Good governance** will guide our actions. Through assigned responsibilities, we will all take accountability for delivering actions. We will provide accurate information, sharing plans and data to take more informed decisions. We will regularly review and publish emissions data to track whether we are meeting our target and updating our action plan in response.



CITY OF
YORK
COUNCIL

Stakeholder Perspectives

Page 82



Buildings

Stakeholder Perspective

Challenge areas



Technical

- Technologies that have reached maturity are now trusted and widely accepted (e.g., PVs), newer technologies still treated with scepticism and suffer from high cost. Heat pumps need financial subsidy to stimulate market until economies of scale drive down price.
- Complicated systems that underperform can generate negative reactions. Only appropriate solutions should be specified with local demonstrators/pilots to showcase new technology.



Policy

- Approach to decarbonisation of conservation/heritage assets is insufficient and inconsistent. National policy (NPPF) needs to reflect climate emergency priorities, local policy (The Local Plan) needs to provide standards and guidance for heritage retrofit and planning practice needs a consistent, joined up approach.
- Need to balance decarbonisation with reducing fuel poverty and recognise the role of demand reduction.



Financial

- Government subsidies for low carbon heating solutions have not been effective. Gas is too cheap and so a greater financial incentive is needed switch to electricity.
- Financial offers can be complicated, and initial capital outlay may be prohibitive for some organisations/households. Role for specialist independent advice.



Community

- Broad awareness of need for change has increased significantly, but there is an evident behavioral gap when it comes to uptake.
- Inconvenience, lack of simple independent information, complicated list of suppliers and pricing all add hassle factors to retrofit. There is a need for an independent and trusted brokerage service and local pilot/demonstrators.



Delivery

- Limited availability of specialist consultants (particularly for heritage buildings). Highly skilled project co-ordinators/managers also needed in construction sector. Potential for area-based skill sharing schemes for Clerk of Works/Building Inspectors.
- Need to provide suitable training, skills and market development but high level of inertia in trainers/education. National curriculum change will be slow so need to promote local apprenticeships and integrate into purchasing policy of local organisations.

Transport Stakeholder Perspective

Challenge areas



Technical

- There are many concerns regarding the lack of infrastructure surrounding the support of the transitions to EVs from a technical perspective; such as the lack of charging infrastructure and a gap in the data to help estimate the required change need to meet the growing demand.
- Central hub is needed to connect more than one mode of transport e.g., one app connecting all journeys with different modes and influence decision making with costs per mode and carbon cost.



Policy

- Long term security of policy is impossible due to change in political parties' agendas.
- Clarification on policy on EV charging demand.
- Historic nature of the city - how to accommodate infrastructure that is compliant with guidance.
- Members of the Council may not live in the inner-city areas - who they represent may limit York's activities.



Financial

- Funding schemes are short term - no finance in the medium/long term e.g., in 7-8 years.
- Limited finance to pay for new bus networks/improvements.
- Need funding to encourage residents to switch and enact that behaviour change and ensure offers are affordable.
- How to make roads safer to increase cyclist confidence, speed reduction, large vehicle restriction - limited space.
- 73% of survey respondents listed that an efficient and affordable public transport system should be a key objective of York's Climate Change Strategy.



Community

- Lack of education on cost of an EV - Council should encourage people to think about switching to EV through more educational opportunities.
- Encourage co-creation - discuss solutions with members of the community.
- Engagement with community when encouraging shorter distances.
- Ethical considerations are important - fair and just transition to consider all communities.
- Direct engagement with communities to challenge conceptions and drive change.



Delivery

- Facilitating behavior change by introducing earlier bus schedule.
- Number of residents put pressure on transport and infrastructure - puts more pressure on the NHS.
- Council to develop cycling routes through the city centre which connect to outer areas.
- People don't want to leave the safety of their vehicles, especially with the pandemic and weather is changeable.

Waste Stakeholder Perspective

Challenge areas



Technical

- Need to consider whether there is potential for a waste recovery plant and if it is a long-term solution, as waste is diverted from landfill and is instead generating energy. Potential to utilise existing technology but with additional infrastructure or technology should be explored - e.g. the conversion of the anaerobic digestion site.
- Ongoing technical projects to find single use plastic alternatives through University of York.
- Mycelium packaging assessing technical viability.



Policy

- Having consistency between households and businesses, as businesses are mandated to do recycling and sort more waste as a result.
- There's a need to be consistent in policy in infrastructure for waste, packaging and producer responsibility alongside any ongoing cost and management of waste.
- Potential policy change could include food waste.



Financial

- Uptake of Re-biz programme is not as high in certain areas due to a lack of audits and grants.
- 55% of respondents to the Our Big Conversation Residents survey listed cost as a key reason preventing them from reducing their carbon footprint in areas including waste.



Community

- Need to increase community awareness and business incentives to discourage single use plastic.
- Need for community champions who provide encouragement and education for the smallest businesses.



Delivery

- The biggest issue with microplastics is their depository in natural areas, their life cycle needs to be managed.
- Time and effort into recycling different plastics and determine what can and can't be recycled.
- Greater emphasis on larger businesses, need to consider whether different language and a different approach is needed.

Commercial & Industrial Stakeholder Perspective

Challenge areas



Technical

- Although technology already exists to capture carbon emissions, such as carbon capture storage (CCS), it is not readily available.
- Consistent demand for energy in industry provides an opportunity for a Power Purchase Agreement.
- Consistent demand for energy in industry may limit the ability to rely on renewable energy without sufficient energy storage.



Policy

- There is an existing Clean Growth Strategy for the UK, which should be referenced and considered.
- Most policy focused on industry is at larger geographical scales than a local authority, so the influence of CYC may be limited.



Financial

- COVID Recovery Loan Scheme from government is set to help industries hit particularly hard by the pandemic and provides an opportunity for building back better and driving low-carbon growth and low-carbon infrastructure.
- Development of low-carbon infrastructure can have high associated costs.
- Businesses may not have significant available funds due to COVID-19, and therefore would need financial support to implement changes.
- Funding needs to be made available to businesses of all sizes.
- CCS has high associated costs.



Community

- Jobs may be created in CCS trials and low-carbon infrastructure.
- May face resistance from industry without support.
- There may be a skills shortage in the local workforce to install low-carbon infrastructure.



Delivery

- External reporting mechanisms provide guidance and structure to reporting.
- External reporting mechanisms have high credibility and reflect well on the business.
- Knowledge of low-carbon infrastructure and energy efficiency measures to be included in new builds may be limited.
- Heritage and historical importance of York's landscape may limit infrastructure improvements.

Natural Environment Stakeholder Perspective

Challenge areas



Technical

- Tree planting can be used to mitigate the risk of flooding which doesn't have to be within York's boundary and can be tied into local York initiatives.
- Trees offer a nature-based solution to the warming of urban areas by providing shade.



Policy

- Under the UK's exit from the European Union, policy can move away from the Common Agricultural Policy and provide a change in funding requirements for landowners. The requirements could focus on the public good and there could be more funding options for decarbonisation/afforestation.
- The temporal period is a barrier to tree planting and tree cover reducing carbon emissions. Policy should consider that more mature trees have more significant impact but may not tie into the 2030 timeline.



Financial

- There are existing funding streams available for urban planting.
- There is an associated cost to the maintenance of trees and green space which needs to be demonstrated.
- The return on investment in the form of carbon sequestration will be more in the long-term.



Community

- Need to address the public view of the value of trees and how they benefit the city.
- Community engagement is very important and should be viewed as a positive upfront investment.
- Involving the community with green infrastructure initiatives engages people with nature.
- There may be disagreement and resistance to local changes, also known as "Not In My Back Yard"-ism (NIMBYSM), over the location of new trees.








Delivery

- There are opportunities for rewilding and tree planting in the outer areas of York.
- Tree planting in urban areas can also look at levels of deprivation when deciding on locations to improve local areas.
- Land use availability - land under local authority ownership covers a small percentage of the district, which means that the impact tree planting can be dependent on the engagement and willingness of local landowners.

Energy Supply

Stakeholder Perspective

Challenge areas

	Technical	<ul style="list-style-type: none"> ○ Assessments from the Council should look at all renewable energy options e.g., a heat pump strategy, wind strategy. ○ The use of technology should be maximised, e.g., apps that show the amount of money and carbon saved from renewable energy. ○ Technology should also be used to amplify good practice e.g., apps to share case studies and tips.
	Policy	<ul style="list-style-type: none"> ○ There is a gap in policy for new-build properties between the Local Plan and the requirements of Passivhaus. There is a need to balance Passivhaus and offering retrofitting such as loft insulation across the city, existing stock should also be focused on. ○ Historic and heritage-based policy may conflict with renewable energy installation.
	Financial	<ul style="list-style-type: none"> ○ Energy Service Companies (ESCOs) can benefit SMEs through free or cheap audits, the development of a plan and help accessing finance to invest in upgrades. The payment then comes out of saving made from energy bills. This method is working well in Oxford but does require some initial capital investment. The ability of ESCOs to benefit small businesses may be limited. ○ Funding opportunities are predominantly for larger businesses and need to be made available to small businesses. ○ Need to provide a financial incentive for people/businesses.
	Community	<ul style="list-style-type: none"> ○ Need to ensure all groups are accounted for and get a say in any transition/conversation. ○ Negative view of putting in a planning application for wind turbines to the council due to negative past experiences. ○ Opportunity for tying the COVID-19 recovery to initiatives. ○ Role of the creative sector to reshape the heritage view of the city to now include renewable options e.g., wind turbines.
	Delivery	<ul style="list-style-type: none"> ○ Solar tiles may be more beneficial than solar panels. ○ Implement smart grid technologies e.g., demand-side response to manage renewable energy supply/demand. ○ Allocate small portion of new renewables to be community-owned. ○ Carbon literacy may help with the missing conversation to promote renewable energy.



CITY OF
YORK
COUNCIL

Case Studies



University of York

With over 20,000 students, The University of York plays an important part in our city's community. The Russell Group University has over 30 academic departments dedicated to encouraging their students to think critically and change the world through social, economic and environmental knowledge, skills and innovation.

As the institute strives to be a university for public good, 2021 saw the publication of The University of York Sustainability Plan 2021 – 2030. The plan sets out how the university intends to tackle the current and future challenges faced by the local, national, and international community as they play a part in creating a more sustainable world.

The plan embeds sustainability into the university's core functions of teaching and research, whilst also setting ambitious goals for carbon neutrality, building partnerships, reducing consumption and for improving health and wellbeing.

In line with the city-wide target, The University of York has set out a commitment for achieving carbon neutrality by 2030. Guided by the UN Sustainable Development Goals, the university aims to achieve their ambitious goal through ensuring their direct emissions and the management of their campus are environmentally sustainable, whilst simultaneously embedding the principles of sustainability within their teaching.

The University of York is already delivering on a variety of carbon reduction projects. It has secured more than 5,500 cycle spaces across campus, making it a UK Gold Cycle Friendly Employer, they've also installed electric vehicle charging points and provide a free bus service between the East and West campuses

The University has been awarded the Green Flag Award for their open campus grounds, which include a variety of interactive nature trails and a YorActive trail with exercise equipment on route. This excellent green space not only supports the wellbeing of the students but has also become home to rare orchids, otters and wildflower meadows.

An awareness initiative has been set-up by staff and students that awards credits for sustainable behaviours, which can be used on rewards at the end of the year. The Green Impact Sustainability scheme has saved an estimated £92,000 and 289 tCO₂ in 2020/21.

E-Mobility Trial

York is one of four English cities chosen by the Department of Transport to trial e-scooters. The City of York Council partnered with TIER to launch its first fleet of 50 e-scooters in October 2021. In just over a year, the fleet has grown to over 550 e-scooters, alongside the introduction of 80 e-bikes.

Since the start of the trial, 26,000 riders have completed more than 130,000 journeys, covering around 550,000km. These trips have replaced 16,000 car journeys in the city, amounting to a saving of 6 tonnes of carbon dioxide.

Alongside increasing the number of e-scooters available to people in the city, TIER have also expanded to new routes in recent months, with access to popular tourist destinations, university campuses and York hospital. There are over 90 parking bays around the city to ensure orderly parking.

The success of the scheme has seen the trial extended for a further 8 months with plans to expand to other areas of the city. Its popularity demonstrates the huge potential for micro-mobility in York.

Jessica Hall, Regional Manager North of England

“Transport in York accounts for over 27% of city-wide carbon emissions and TIER are committed to reducing emissions and improving air quality across the city. This is why it’s essential we help provide as many different, convenient forms of transport to enable residents, commuters and visitors to get around York sustainably.

TIER e-scooters and e-bikes have been hugely popular in York since the scheme launched a year ago and are still being embraced by locals and visitors as a greener, more convenient transport option. Our e-scooters and e-bikes have also brought other benefits to York, such as reducing air pollution and easing congestion.”

York Gin

York Gin is an independent company making and selling award winning gin based in York. The first bottles of York Gin appeared on 1 March 2018 after a couple of years of preparation and gin has since won national and international awards. The company operates a distillery and two shops in York and is owned and run by locals.

Quality, sustainability, localism and York are at the heart of the company. They operate ethically and do the utmost to be responsible and sustainable.

Energy

From the beginning, York Gin has been powered by 100% renewable energy from Green Energy. The distillery is powered by electricity, rather than more commonly used gas because it uses less energy and as a lower carbon impact. Out of four company cars, three are electric and one is hybrid (the hybrid is for longer journeys when recharging may prove problematic.)

Waste

All bottles and gift sets are designed to be 100% plastic free and customers are encouraged to donate their old bottles for other customers to reuse as lights, containers or candle holders. Working with local upcycler PurePallets, they have turned old pallets, railway sleepers and other used wood into fittings and signage for the shops as well as keyrings, gin racks, fridge magnets and other products.

Local First

A local first approach ensures that the spirit is made in Yorkshire from grain grown on Yorkshire farms. All York Gin bottles are made in Leeds, by Allied Glass, using 40% less glass than their original method and the miniatures are made from a significant proportion of recycled glass. Allied Glass is itself a sustainable company doing a great deal to reduce its carbon footprint. Packaging and labels are also made in Yorkshire. A local supply chain reduces emissions from travel and supports jobs in the area.

Real Junk Food Project

The Real Junk Food Project was founded in 2015 by Adam Smith. The project, originally in Leeds, was established with a mission to make surplus food accessible to all and reduce carbon emissions; and a vision to reduce the environmental and social injustice of food waste by feeding bellies not bins. Since 2015 people all over the world have followed these values and intercepted food to redistribute in hubs and cafes (often on a Pay-As-You-Feel basis to make sure that anyone who needs it can access the food) to stop food going to waste.

Following this initial mission and vision, Planet Food York opened in January 2019 to intercept and redistribute surplus food in York. In the first 3 years, they have intercepted 745.5 tonnes of food, which is equivalent to 1.1 million meals, saving 2,200 tonnes of CO₂.

Food is collected from supermarkets, restaurants, hotels and independent shops in partnership with Fareshare Yorkshire. Donated items are used in their Pay-As-You-Feel café and stored in Southlands Methodist Church, Southbank. Planet Food have a zero food waste policy, so any food that doesn't get eaten is composted locally.

It is estimated that up to 30% of food is wasted globally, meaning that food waste is responsible for between 8 and 10% of CO₂ emissions. In the UK, around 9.5 million tonnes of food is wasted from households and businesses each year, of which 70% is avoidable. Planet Food York are helping to combat this waste through redistributing food into the community. They are not only reducing emissions but also tackling food poverty, social stigma and providing local employment and training through the work of 2 managers and 24 regular volunteers.

York Community Woodland

York Community Woodland is an extensive, new community woodland where over 200,000 new trees and shrubs will enable carbon capture, increase open green space, improve health and wellbeing, increase biodiversity, and create enhanced active travel networks, new green jobs, skills and volunteering opportunities.

This represents City of York Council's first venture into creating large-scale community woodland and seeks to be an exemplar for other landowners and local authorities to replicate.

Climate change is a serious concern among residents and the project provides an outlet for a passionate, inspired community keen to join us in this special opportunity. We work with over 500 members of the public, and an Advisory Group of businesses, landowners, members and experts like; White Rose Forest, Forestry Commission, Woodmeadow Trust and Woodland Trust.

York Community Woodland is a woodland for the city and its people. The name itself was decided by a public vote and embodies a collective ownership behind its creation.

The woodland masterplan was created through a community co-design process with over 800 residents contributing to the final design. The woodland will feature nature ponds, wild-flower meadows, extensive broad-leaf woodland, areas for quiet contemplation, an extensive trail network for walking, wheeling and horse riding, and a forestry school.

Jim Lee, Head of Woodland Creation, Forestry England has said;

“We are delighted to have been selected as the preferred delivery partner for York Community Woodland... working closely with City of York Council and the local community as the project moves through the next stages.

“The partnership... is particularly special to us.”

EV Hyper Hubs

Two new Hyper-Hubs have been created at Monks Cross Park & Ride and Poppleton Bar Park & Ride. The sites provide high quality, high speed electric vehicle charging provision within the city. The project is joint funded with £1m from the European Regional Development Fund (ERDF), £800,000 from Office for Low Emissions Vehicles (OLEV) and a contribution of £400,000 from City of York Council.

The Hyper-Hubs are fitted out with 'Ultra Rapid' and 'Rapid' chargers that will significantly improve the speed of charging in line with latest technologies, and help the region to support the next generation of EVs (which have significantly larger battery capacities and support higher charging speeds).

Each Hyper-Hub has 4 Rapid chargers and 4 Ultra Rapid chargers under a canopy to keep users dry, with 24 hours a day 7 days a week access. Solar canopies and battery storage support the energy grid during peak hours. Each site includes 100 kWp solar PV arrays and 348 kW/507 kWh energy storage.

Each site is estimated to reduce carbon emissions in the city by 83tCO₂ a year by displacing fossil fuels used by combustion engine vehicles. Rapid and Ultra Rapid chargers will cost 25 pence per kWh, making York one of the cheapest places in the UK for Rapid and Ultra Rapid charging.

The Hyper-Hubs are part of a wider push to increase electric vehicle charging capacity across the city. In addition to the EV Hyper-Hubs, the Council are also investing to expand the EV charging infrastructure, as part of their Public EV Charging Strategy, with 350 new Fast charge-points, a minimum of 12 Ultra Rapid chargers and 19 Rapid chargers and replacing the entire existing charging infrastructure.

“York was one of the first cities to introduce a public electric network several years ago which has become really popular. In 2014 there were 1,510 charging sessions, by 2018 that had increased to 13,695. We're a pioneer in the use of innovative green technology. Over recent years, the council has lead the way in providing a range of public charging facilities for electric vehicles to help reduce carbon emissions and improve local air quality thanks to EV's eliminating nitrogen oxide emissions at the point of use.”

This page is intentionally left blank


CDP SNAPSHOT REPORT 2021

City of York Council

Your region Europe
Country United Kingdom of Great Britain and Northern Ireland
Final score B

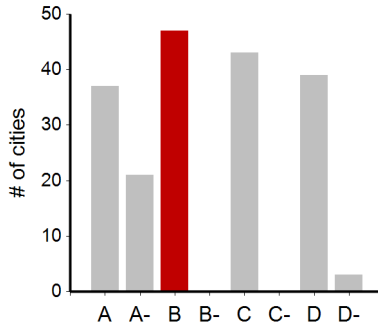
This snapshot report presents the score that City of York Council received for its response to the Cities 2021 Questionnaire. CDP's scoring methodology has been developed to incentivize and better enable cities to measure and manage their environmental risks, impacts, and action. This report acts as a tool for gaining an overview of environmental performance and how the city's response can be improved in the future. Responses are scored using the [2021 CDP Cities Scoring Methodology](#). Scores are private to cities, although CDP will recognize and reward the highest scoring cities.

YOUR CDP FINAL SCORE



[Click here](#) for a detailed explanation of your score, along with recommendations and resources for cities who receive a Management band score

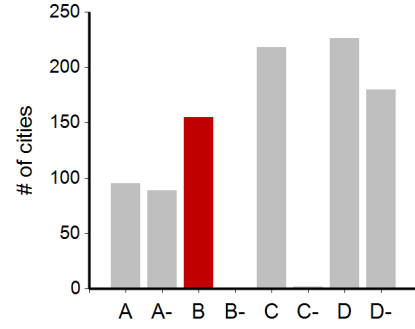
REGIONAL DISTRIBUTION



The bar chart above shows the count of scores achieved by cities in your region.

The score for City of York Council is shown in red.

GLOBAL DISTRIBUTION



The bar chart above shows the count of scores achieved by cities globally.

The score for City of York Council is shown in red.

INFORMATION REPORTED



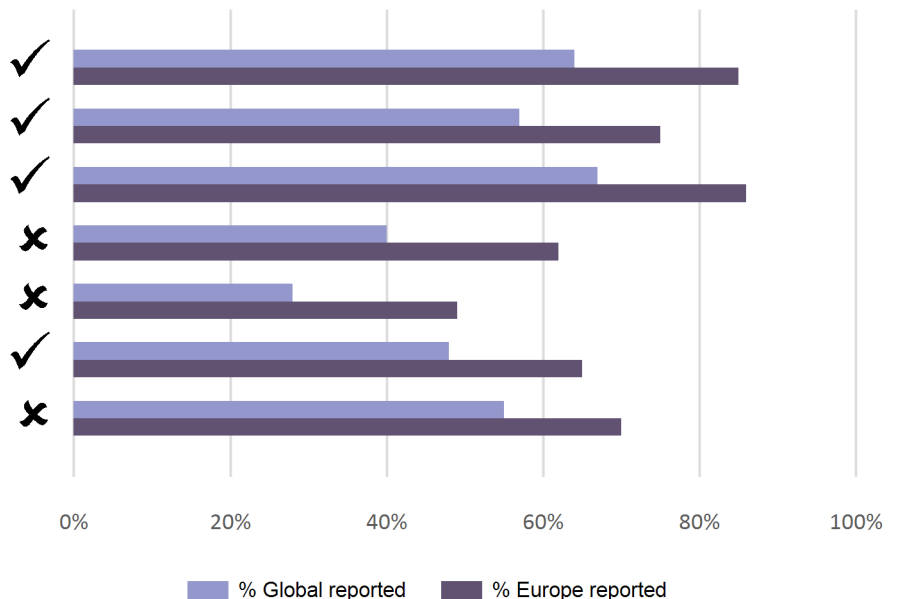
Your city is committed to the Global Covenant of Mayors for Climate & Energy.



Your city is committed to reduce its emissions to 400000 metric tonnes CO2e by 2030

This chart indicates the information that was provided by your city in the 2021 Cities Questionnaire. A “✓” indicates that your city has reported* the information stated on the left-hand side while a “X” indicates that your city has not reported that information. The bars highlight the percentage of cities globally and within your region who have reported each type of information.

- City-wide emissions inventory ✓
- Risk/vulnerability assessment ✓
- Emissions reduction target ✓
- Renewable energy target X
- Energy efficiency target X
- Adaptation plan ✓
- Mitigation plan X



*Please note that a tick does not necessarily mean that you have passed the essential criteria checks for this information, just that your city reported the existence of this information.

CDP SNAPSHOT REPORT 2021

THEMATIC SCORES

CDP has allocated the information provided in your city's response to Adaptation and Mitigation themes to assess your city's climate action. Note, cities that do not receive an overall score in Leadership (A or A-) will not qualify for an A in their Adaptation or Mitigation score. To see which sections of the questionnaire are assessed in either the Adaptation or Mitigation score, please refer to the [Scoring methodology](#).

<p>Adaptation: Cities preparing for and adapting proactively to actual or expected impacts of climate change</p> <p>YOUR ADAPTATION SCORE</p> <div style="display: flex; align-items: center; gap: 20px;"> <div data-bbox="94 698 282 882"> </div> <div data-bbox="337 685 701 889"> <p>City of York Council's Adaptation score is higher than your regional average of B, and higher than the global average of D.</p> </div> </div> <p>A Leadership level city has a clear understanding of future climate risks, they have implemented their adaptation plan and are progressing towards achieving their adaptation goals</p>	<p>Mitigation: Cities measuring and reducing emissions to enable a transition towards net zero</p> <p>YOUR MITIGATION SCORE</p> <div style="display: flex; align-items: center; gap: 20px;"> <div data-bbox="818 698 1006 882"> </div> <div data-bbox="1062 685 1426 889"> <p>City of York Council's Mitigation score is the same as your regional average of C, and higher than the global average of D.</p> </div> </div> <p>An Awareness level city is assessing their climate impacts and is taking steps to undertake a city-wide GHG emissions inventory, action plan and emission reduction targets</p>
--	--

RESOURCES

Explore Data: Explore all cities, states and regions' publicly reported information by accessing our [Open Data Portal](#)

Connect to Finance: Showcase relevant projects through our [Matchmaker Program](#)

Learn more about the Questionnaire: Read more on the topics highlighted here in the [Cities Guidance](#)

Understand the Scoring Methodology: Read more about the scoring process and [Scoring Criteria](#)

Understand how to improve on your score: Read more on what is expected from each scoring band in the [Next Steps Document](#)

Learn and Progress: Request a score feedback call, email: citiesEMEA@cdp.net

Find more about CDP Cities at <https://www.cdp.net/en/cities>

Climate Change Scrutiny

8 March 2022

Report of the Assistant Director Policy and Strategy

Publishing the Strategies - process

Summary

1. The council and city partners are co-designing a 10 year plan that will be informed by three strategies currently being developed which cover climate change, economic growth and health and wellbeing.
2. To reduce complexity and help residents understand the interdependencies between the strategies and 10 year plan, the consultation to shape these strategies needs to take place at the same time, where possible.
3. The strategies and 10 year plan needs to be adopted by Council on behalf of the city before residents are then invited to engage in the draft devolution deal – this is because the strategies and 10 year plan will describe what the city would like (its ambitions) and the devolution deal is a mechanism that can deliver these ambitions.
4. This means there needs to be a clear process to get from draft, through engagement and consultation and into final approval and adoption on behalf of the city.

Background

5. The council is following a sustainable approach to developing the city's ambitions for the decade ahead. The goal of sustainability is to, *“create and maintain conditions, under which humans and nature can exist in productive harmony, that permit fulfilling the social, economic, and other requirements of present and future generations.”*

6. This means that sustainable approaches need to consider the interdependencies between actions that might affect the environment, society, and the economy. To this end, the council is developing three strategies to inform city-wide direction over the next decade. These strategies cover health and wellbeing, economic growth and climate change.
7. The economic and climate change strategies are being designed through extensive consultation with residents and partners. The 10 year plan will be produced following a series of workshops with partners. The health and wellbeing strategy is being developed with the Health and Wellbeing Board and is on a slightly longer timescale, with an overview available in the Summer and publication due in the Autumn.
8. To make it easier for the audiences, including partners and residents, to understand the relationship between economy, climate change and the 10 year plan, it is recommended the engagement and refinement process takes place at the same time.
9. The refinement process includes a resident engagement process April – June and targeted resident focus groups throughout April. A report about the outcome of resident engagement will be provided as an annex for Council.
10. To support the next major consultation exercise - the devolution deal - the consultation process for the strategies and 10 year plan will take place before the devolution consultation. This is because the strategies and 10 year plan set the ambition, with the devolution deal being a mechanism to deliver these ambitions.

Proposal

11. The Resident Engagement Strategy was approved by Executive in April 2021, with the Economic Strategy engagement approved in an Executive Decision Session in May 2021 and Climate Change engagement discussed at Scrutiny in July 2021. It describes a staged approach to resident engagement, with the engage and refine being the final stage of strategy development.
12. This engagement and refinement process has been established to give optimum opportunity for the city (residents, businesses and partners) to scrutinise the strategies and 10 year plan.

- a. Scrutiny are asked to note the below engagement and refinement process:

	Executive	Scrutiny	Council
Executive approve drafts for consultation	21 April		
8 week Consultation and engagement Including focus groups, online survey, stakeholder round table and city leaders discussions			
Scrutiny review		8 April Climate Change 23 May CCSM	
Executive recommend to Council adoption on behalf of the city	23 June		
Council adopts on behalf of the city			14 July

*Consultation feedback report and Health and Wellbeing Strategy overview

Consultation

13. Internal workshops have taken place, together with the Portfolio holders about the need to align the strategies.
14. Partners are contributing to the development of the 10 year plan through a series of workshops (taking place from March – a separate paper will follow detailing the workshop programme).
15. The residents' attitudinal survey has shaped the strategies with more targeted focus groups to explore strategic themes taking place throughout April alongside the broader consultation.
16. The strategies themselves will be subject to a refine and engage process throughout April-June.

Council Plan

17. The council plan is at the heart of the strategies which responds to the priorities *well paid jobs and an inclusive economy and a cleaner and greener city*.

Implications

- **Financial** *none*
- **Human Resources (HR)** *(none)*
- **Equalities** an Equalities Impact Assessment will be completed for each of the strategies and 10 year plan together with the engagement plan to encourage broad engagement in the consultation planned for April-June 2022.
- **Legal** The Constitution notes the requirement to approve the 10 year plan, Climate Change and Health and Wellbeing strategies at Full Council. The economic strategy only need be approved at Executive, however it has interdependencies with the other strategies and directly supports delivery of the city's ambitions. Any issues requiring legal support will be addressed as and when they arise.
- **Crime and Disorder** *none*
- **Information Technology (IT)** *none*
- **Property** *none*
- **Other** Communications and engagement remains a core element of the development of the strategies.

Risk Management

Complexity: Three different strategies and a 10 year plan introduces complexity and could result in a confusing and disjointed narrative. By bringing the refinement and engagement processes together, it is hoped it will appear simpler for audiences to both engage and contribute.

Contact Details

Author:

Claire Foale
Assistant Director Policy and
Strategy

Chief Officer Responsible for the report:

Janie Berry
Director of Governance

Report
Approved



Date 28/2/22

Specialist Implications Officer(s)

Simon Brereton, Head of Economic Growth

Peter Roderick, Public Health Consultant

Shaun Gibbons, Head of Carbon Reduction

Eddie Coates-Madden, Head of Communications

Wards Affected:



For further information please contact the author of the report

Background papers

[Annex 1 Exec resident engagement mar21.pdf \(york.gov.uk\)](#)

[Annex 1 Economic Strategy Engagement Paper - April 2021 Decision Session FINAL.pdf \(york.gov.uk\)](#)

[Scrutiny Report - Climate Change Engagment Plan - July 2021.pdf \(york.gov.uk\)](#)

This page is intentionally left blank

**Climate Change Policy and Scrutiny Committee Work Plan 2021/22
Municipal Year**

	Dates of Committee Meetings	Item One	Item Two	Item Three	Item Four
CC	Wednesday 9 June 2021 (Forum)	Work Planning 2021/22 Municipal year			
CC	Wednesday 7 July 2021	Our Big Conversation resident engagement feedback	Proposed Key Performance Indicators		
CC	Wednesday 1 September 2021 (Forum)				
CC	Tuesday 12 October 2021	Climate Change strategy update - including LTP progress update	Partners/stakeholder engagement – discussion re. gaps or missing opportunities	2020/21 emissions report (key performance indicators)	
CC	Tuesday 30 November 2021 (Forum)	Climate Change Strategy	Transport Model and how to use it to Explore Carbon Reduction Issues Part 1	Our Big Conversation Phase Two	

CC	Wednesday 12 January 2022	Climate Change Strategy	Economic Strategy	York Hospital Emisions Reduction Work
CC	Tuesday 8 March 2022	Economic Strategy	Climate Change Strategy	
CC	Tuesday 12 April 2022	Transport model and how to use it to explore carbon reduction issues Part 2	LTP4 update	Climate Commission update (TBC) Programme of activities